

I-5 Delta Park Project Community Enhancement Ideas

Recreational

- √ Construction of additional lengths of Columbia Slough Trail to provide logical connections
- √ Construction of additional lengths of the Delta Park Trail to provide logical connections
- √ Construction of a canoe launch on the slough

Air Quality and Public Health Related

- √ Installation of air quality monitors in the project area or other air quality related project.

Neighborhood and Social

- √ Neighborhood tree plantings
- √ Bike and pedestrian improvements
- √ Documentation of the history of impacts that Interstate 5 has had on NE Portland communities.
- √ Financial assistance (buy-down) for new Local Improvement Districts in the project area. This would help reduce the cost of an area to make local improvements, such as improving unpaved roads or adding sidewalks, etc.
- √ Traffic calming measures. Examples could include traffic circles and speed bumps.

Historic and Cultural

- ✓ Fencing and lighting for the Columbian Cemetery at the freeway and Columbia Blvd.

Biological/Environmental

- ✓ Creation and/or restoration of additional wetlands
- ✓ Creation and/or restoration of additional riparian habitat
- ✓ Extending the maintenance and care contracts for required plantings

TABLE FACILITATOR ROLE

Thank you for volunteering. Your role tonight is to make sure:

1. everyone feels heard
 2. each person and each idea is treated with respect
 3. the conversation keeps moving in the time indicated and,
 4. you write participants' answers where indicated.
- Please follow the instructions and ask the questions provided; this ensures the ability to compare results among tables. The small group exercise sheets are stapled in the order they will occur.
 - Listen respectfully to each person; simply thank the person for his or her input and move on. Remember that your role is neutral facilitator, not a contributor tonight.
 - Ask for help with timing if needed. Suggested times for each question are a guide. You can give your timing assistant another copy of the instructions being used.
 - Encourage two (or at least one) volunteers to join the chapel group to cluster criteria. Tell them this is a fun and productive process that will help the whole group see where there is consensus amongst the ideas.
 - Have fun, smile and enjoy yourself.

Welcome!



Please take a moment at your table to have each person briefly answer the following three questions:

- 1) Community you belong to (neighborhood, other)
- 2) One reason why you came tonight
- 3) One great thing about the community you live in

We'll be asking for a few volunteers to share their answer to question #3 in the large group.

Small Group Reflection on Presentation

Focus: Project and Fund

6:25 p.m. (20 minutes total)

Part I: Table facilitator asks these questions. Be sure everyone at the table speaks on the first question (11 min.):

- You've probably noticed that we all hear different things when a presentation is given. Let's go around the table and each say briefly one thing you heard Kate say. This will help us all be on the same page. (5 min)
- What points are you still needing information on? (3 min)
- What questions do we still have for Kate? (3 min)
- Choose one or two questions your group would like answered tonight or another time. Write them on post-its or cards provided in felt pen in large print (keep to five to seven words if possible.)
- Hand in questions to table runner.

e.g.,
What are the
next steps?

Table facilitator says: *Kate will review your questions and answer as many of the common questions as possible in about ten minutes.*

Part II: Next, discuss the following three questions within the group. Table facilitators should jot down answers on chart (see next page) and hand to Nanci. (10 min)

- What do you find exciting about the CEFI (the Community Enhancement Fund Initiative)? (2 min)
- What concerns you? (3 min)
- What are your thoughts about who should be part of the Advisory Board? (5 min)

Questions	Answers
What's exciting?	
What concerns you?	
Who should be part of the CEF Advisory Board?	

Small Group Instructions for Criteria

Focus: Brainstorming Criteria

6:55 p.m. (18-20 minutes)

What selection criteria shall we use to choose community enhancement ideas related to the I-5 Delta Park project? (OR what qualities must a community enhancement project have to be funded?)

Table facilitators give these instructions after Barb has group brainstorm answers to the previous question. Have post-its and felt pens ready.

- Star your top two ideas (1 minute).
- Each person at the table briefly shares one * idea with their group (*facilitator - write down all answers so can read back to the group*) (5 minutes)
- What other NEW ideas, if any, have not been shared yet by any member? (write down) (2 minutes)
- I am going to read back all your ideas and we are being invited to submit three different ideas to the larger group. You don't have to agree with all the ideas we submit. (3 minutes)
- Which three shall we chose to submit to larger group? (Remember ten to twelve other groups are submitting ideas so any ones we don't share will likely be caught by other groups) (2 minutes)
- Who will write each idea on a half sheet or post-it?(1 idea per page) (1 minute)
- We need to two volunteers from each group to join a separate activity in chapel area to cluster similar ideas and create five to ten overall criteria on behalf of the community. While they do this, remainder of this group will stay in this room and refine/add to possible projects list. (2 minutes)
- Each person staying in this room, please write down (with felt pen on a half sheet of paper) one criterion from your group to which you are committed and take with you to your new table group. (1 minute)

At this point Nanci will invite groups to move to new table spots by having each person take an animal symbol from table bowl/jar – people go to new assigned table/area.

Volunteers for clustering criteria into similar theme groups

- Two volunteers from each table
- Take your group's top 3 criteria (each one written on half sheet or post-it with felt pen)
- Join Barbara in Chapel down the hall right away
- We will look at all the ideas and group similar ones
- We'll have about 30 minutes to do this
- We'll report back to the larger group what we came up with as the group "consensus"

Volunteers for clustering criteria into similar theme groups

- Two volunteers from each table
- Take your group's top 3 criteria (each one written on half sheet or post-it with felt pen)
- Join Barbara in Chapel down the hall right away
- We will look at all the ideas and group similar ones
- We'll have about 30 minutes to do this
- We'll report back to the larger group what we came up with as the group "consensus"

Small Group Work on Community Enhancement Ideas

Focus: Refine List of Ideas for Projects

7:15 p.m. (35-45 minutes)

Table facilitators hand out the Community Enhancement Ideas list and refer the group to the 11x17 graphical handouts, then read the instructions in the bullet below. After 1-2 minutes, proceed to the questions section below.

- *Please each take a minute to review this initial list of projects developed over the course of the I-5 Delta Park project by other community members (1- 2 minutes)*

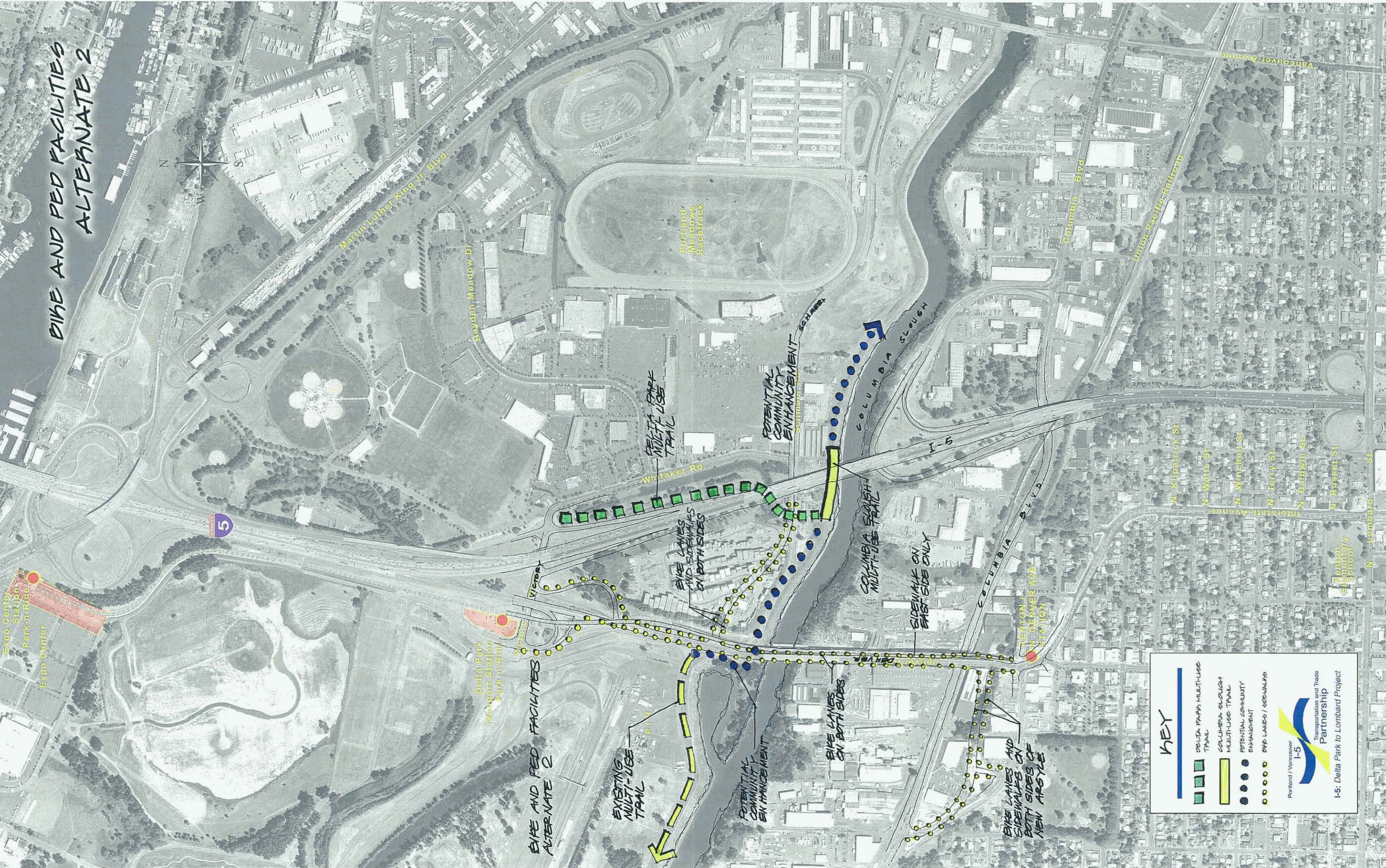
Table Facilitator asks the group the following questions. (Have acetates and vis-à-vis felt pens ready):

- What are some examples of community enhancement projects that you have seen happen elsewhere? Each person invited to answer. (warm up quick brainstorm – Jot down answers) (3 minutes)
- What on the existing list from other groups do you like? Why? – everyone answers (3 minutes)
- Which do we feel less attracted to? (anyone – 2 minutes)
- What other projects do we think would be helpful to add to this list for future consideration? Take a minute to write down your thoughts and then we will each share. (6 minutes)
- Facilitator read back full list. Anything else? (3 minutes)
- Now, let's each read the one criterion we brought with us from the other table group work you just did. (3 minutes)
- I'll read through your project ideas list one by one and as I do think about whether any of these meet any or all of these criteria. This is just a rough pass at the criteria for now. Nod your head to each idea if you think it meets some of our criteria. (5 minutes)
- As a group, which two to three ideas do you feel would be of overall benefit to the community and appear to meet some of criteria you have brought with you? (5 minutes)
- Who will write out our list on an acetate sheet and who will read these out to the whole group at the microphone in a little while? (3 minutes)

Table facilitator instructs volunteer small group reporter(s) to line up at the microphone to move reporting process along efficiently. Remind reporters they will have no more than 45 seconds to give their report.

Table facilitator may suggest a mini break for larger group if they are done with their work before 8:00 p.m.

BIKE AND PED FACILITIES ALTERNATE 2



KEY

- DELTA PARK MULTI-USE TRAIL
- COLUMBIA SLOUGH MULTI-USE TRAIL
- POTENTIAL COMMUNITY ENHANCEMENT
- BIKE LANES / SIDEWALKS
- EXISTING MULTI-USE TRAIL

Expo Center
Station
Park-n-Ride
Expo Center

Delta Park
Municipal Station
Park-n-Ride

TENTON /
DENVER AVE
STATION

Kenton
Elementary
School

EXISTING
MULTI-USE
TRAIL

BIKE AND PED FACILITIES
ALTERNATE 2

POTENTIAL
COMMUNITY
ENHANCEMENT

BIKE LANES
ON BOTH SIDES

BIKE LANES
AND SIDEWALKS
ON BOTH SIDES

POTENTIAL
COMMUNITY
ENHANCEMENT

DELTA PARK
MULTI-USE
TRAIL

COLUMBIA SLOUGH
MULTI-USE TRAIL

SIDEWALK ON
EAST SIDE ONLY

BIKE LANES AND
SIDEWALKS ON
BOTH SIDES OF
NEW ARSLEY

Martin Luther King Jr. Blvd

Hayden Meadow Dr

Whittaker Rd

COLUMBIA SLOUGH

I-5

COLUMBIA BLVD

Columbia Blvd

Union Pacific Railroad

N Kilpatrick St

N Watts St

N Winchell St

N Terry St

N Baldwin St

N Bussell St

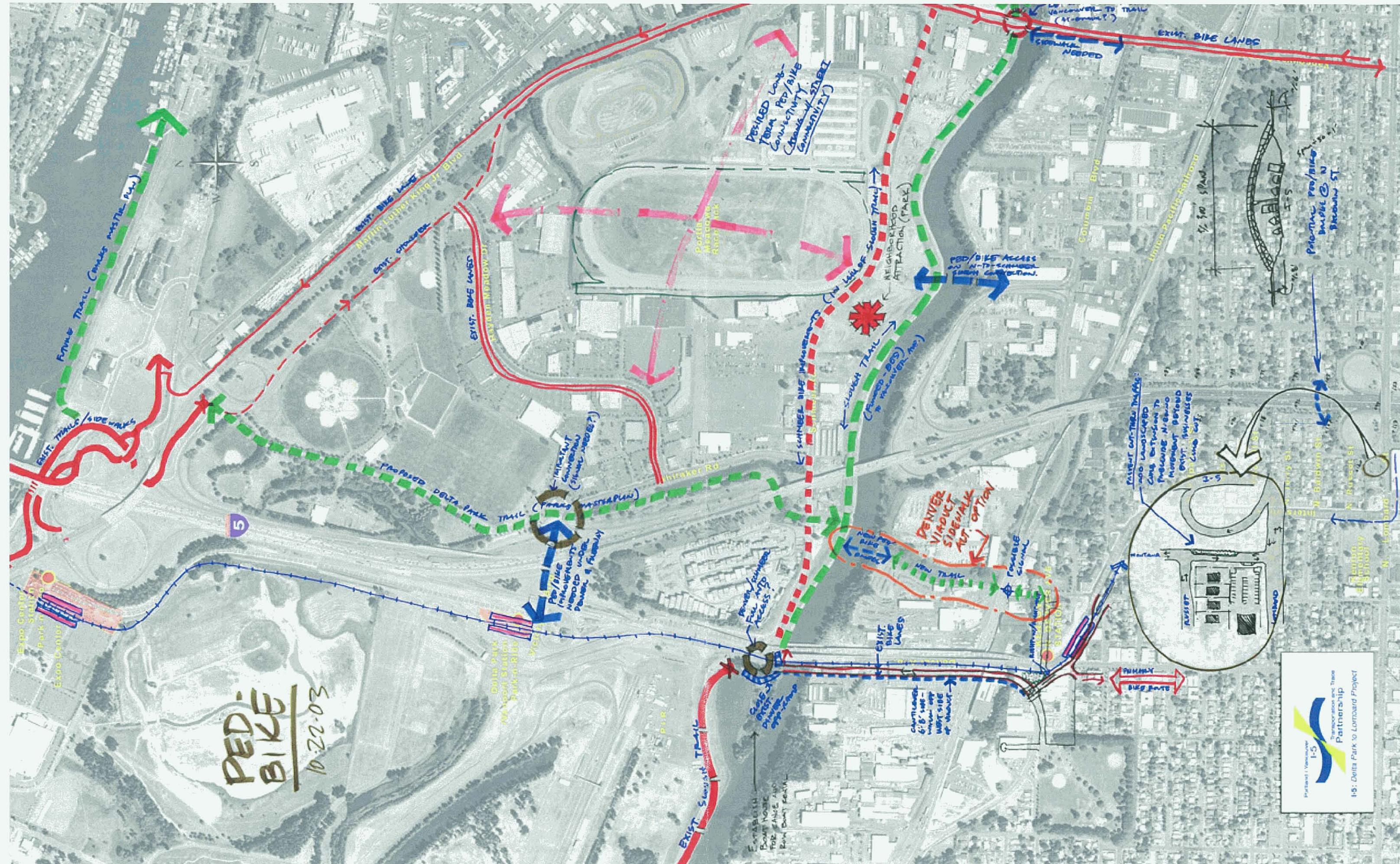
N Lombard St

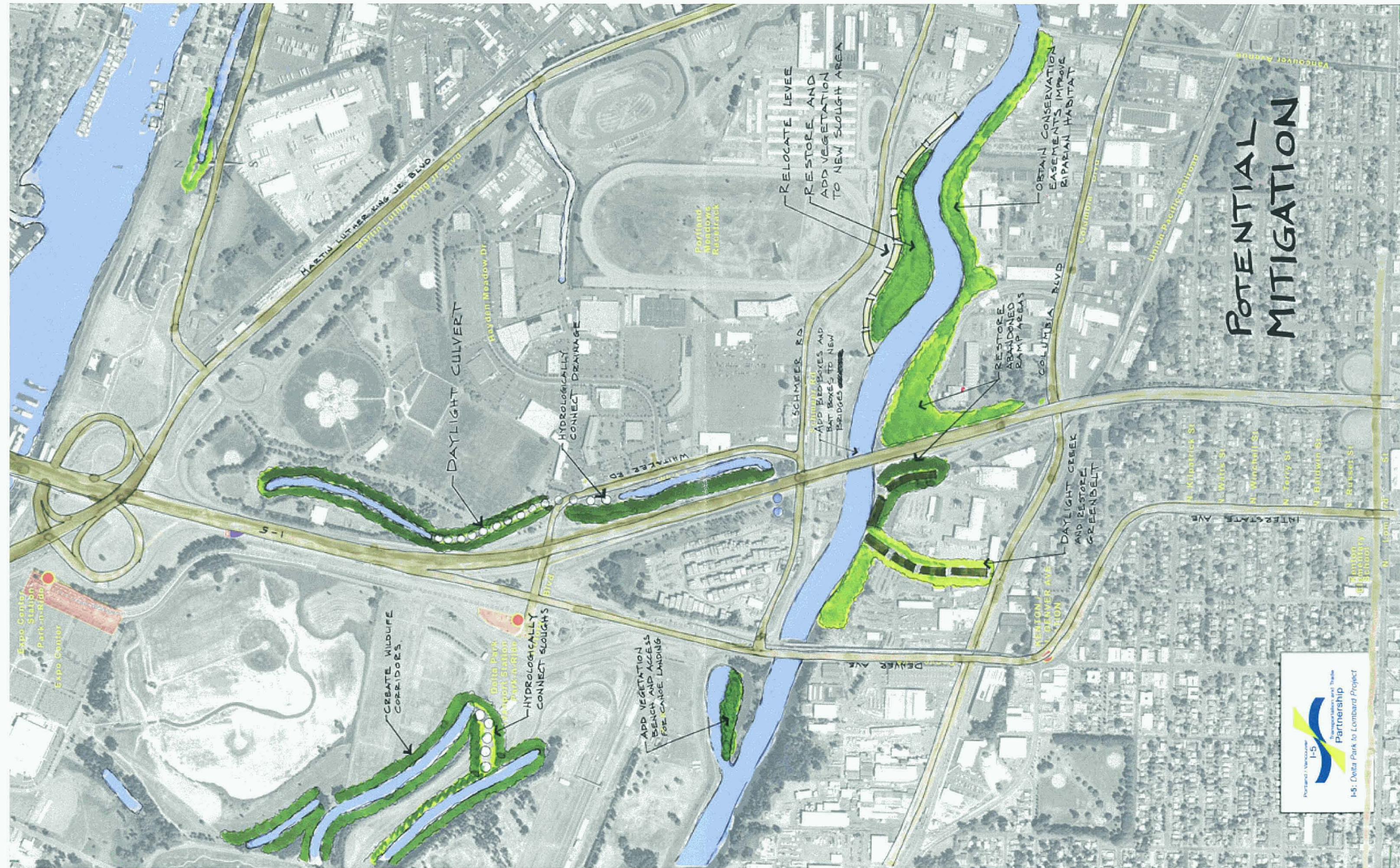
Vancouver Avenue



I-5: Delta Park to Lombard Project

PED-BIKE
10.22.03





POTENTIAL MITIGATION

Expo Center Station Park-n-Ride
Expo Center

CREATE WILDLIFE CORRIDORS

Delta Park Support Station Park-n-Ride

HYDROLOGICALLY CONNECT SLOUGHS

ADD VEGETATION BENCH AND ACCESS FOR CANOE LANDING

DAYLIGHT CULVERT

HYDROLOGICALLY CONNECT DRAINAGE

Portland Meadows Race Track

SCHMEER RD

ADD BIRD BOXES AND BAT BOXES TO NEW BRIDGES

RELOCATE LEVEE

RESTORE AND ADD VEGETATION TO NEW SLOUGH AREA

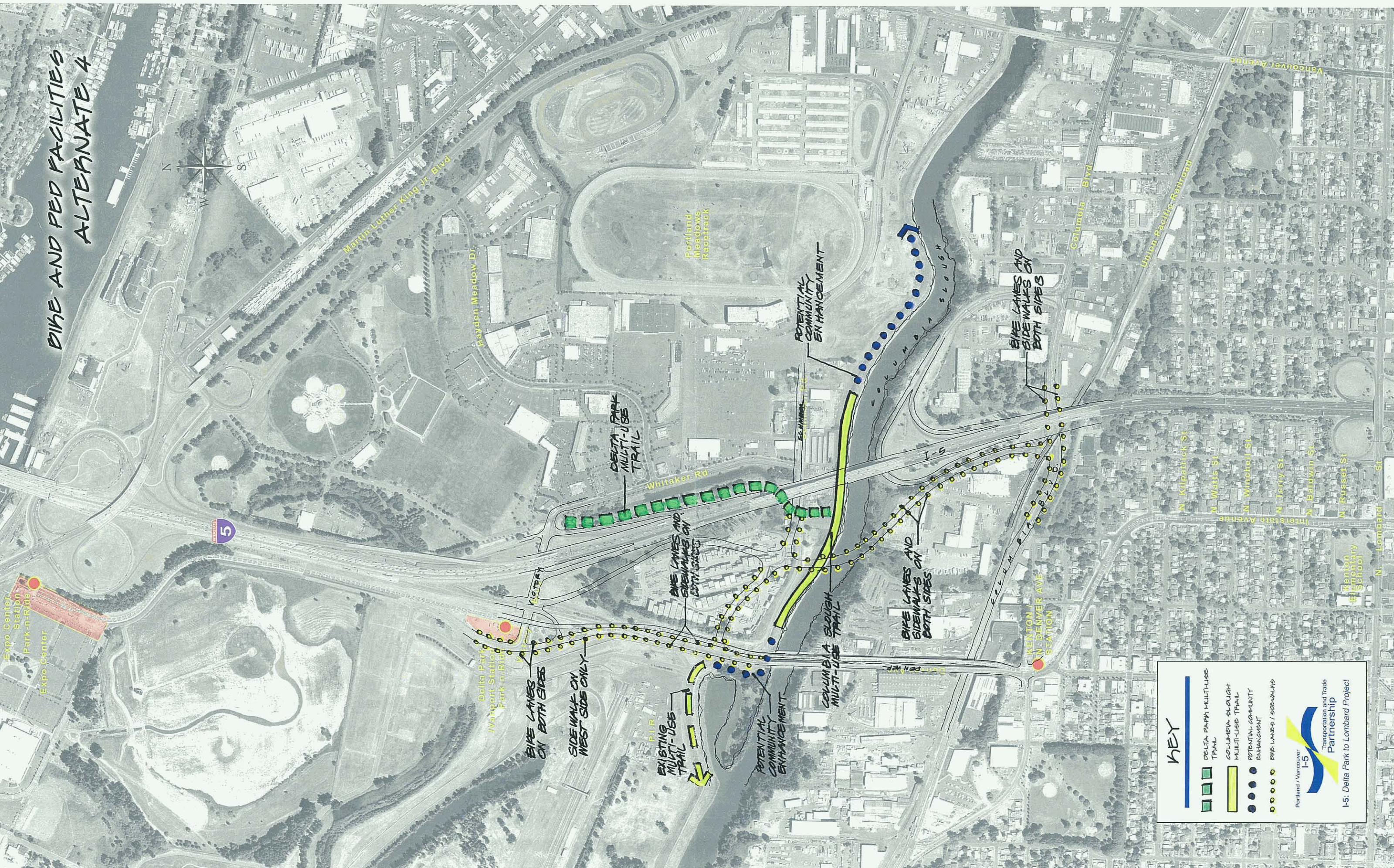
RESTORE ABANDONED RAMP AREAS

OBTAIN CONSERVATION EASEMENTS IMPROVE RIPARIAN HABITAT

DAYLIGHT CREEK AND RESTORE GREENBELT

RESTORE ABANDONED RAMP AREAS

BIKE AND PED FACILITIES ALTERNATE 4



KEY

- DELTA PARK MULTI-USE TRAIL
- COLUMBIA SLOUGH MULTI-USE TRAIL
- POTENTIAL COMMUNITY ENHANCEMENT
- BIKE LANES / SIDEWALKS
- BIKE LANES / SIDEWALKS

Portland / Vancouver I-5 Transportation and Trade Partnership

I-5: Delta Park to Lombard Project

Expo Center Station Park-n-Ride
Expo Center

Delta Park / Warrenton Station Park-n-Ride

KENTON / DENVER AVE STATION

BIKE LANES ON BOTH SIDES
SIDEWALK ON WEST SIDE ONLY

EXISTING MULTI-USE TRAIL

DELTA PARK MULTI-USE TRAIL

BIKE LANES AND SIDEWALKS ON BOTH SIDES

POTENTIAL COMMUNITY ENHANCEMENT

COLUMBIA SLOUGH MULTI-USE TRAIL

POTENTIAL COMMUNITY ENHANCEMENT

BIKE LANES AND SIDEWALKS ON BOTH SIDES

BIKE LANES AND SIDEWALKS ON BOTH SIDES

N. Kilpatrick St
 N. Watts St
 N. Winchell St
 N. Terry St
 N. Baldwin St
 N. Russett St
 N. Lombard St
 Kenton Elementary School

5

Martin Luther King Jr. Blvd
 Hayden Meadow Dr

Whitaker Rd

Perthland Meadows Race Track

COLUMBIA SLOUGH

Columbia Blvd

Union Pacific Railway

Vancouver Avenue