

Himes, Dale

From: Legry, Mary
Sent: Wednesday, November 12, 2003 10:21 AM
To: Jordan, Jilayne
Cc: Wagner, Don; Schneider, Glenn; McMullen, Brian; Gernhart, Bart; Himes, Dale; Anderson, Karyn
Subject: FW: LTC Meeting Agenda November 18

Would you be able to help pull this together? Something to show Don on Friday?

I just got a call from Don Griffith. I emailed Deb's agenda to him. We went over who everyone was and what they are doing. He is going over it with the Exec's in HQ. He said the following will also be attending: Commissioner Ed Barnes, Commissioner Michele Marr, Jennifer Ziegler, Don Griffith, Paula Hammond, possibly John Conrad.

We will need handouts/a notebook about the nickel projects. It should be the web page print outs. He also mentioned the beige pages. When I talked with Bart he said there were 6 to 10 projects. **Glenn or Brian:** Can you work with Jilayne and Bart and what goes into the notebook about WSDOT nickels? Don G. emphasized one DOT and consistency of message. Our presentation is to look like those done at previous LTC meetings.

Dale: We need materials for the Columbia River Crossing panels. What do? Karyn and Jilayne help?
 -----Original Message-----

From: Deb Wallace [mailto:dwallace@credc.org]
Sent: Monday, November 10, 2003 4:37 PM
To: lpaulson@portvanusa.com; mark.brown@ci.vancouver.wa.us; dean@rtc.wa.gov; legrym@wsdot.wa.gov; Stephen.Burdick@ci.vancouver.wa.us; bgrening@portridgefield.org; claire.warner@ci.battle-ground.wa.us; jidsinga@pacifier.com; jmckibbin@vancouverusa.com; ajacobs@pacifier.com; glabow@leg.wa.gov
Subject: LTC Meeting Agenda November 18

LTC Meeting Agenda
 November 18, 2003
 11:30 a.m. – 5:00 p.m.
 Heathman Lodge
 7801 NE Greenwood Drive
 Vancouver, WA

1. 11:30 - Welcome and Lunch: Mayor Pollard, Commissioner Pridemore
2. 12:00-12:15 – Introductory Comments and Clark County Demographic Profile: Pridemore and Pollard
3. 12:15-1:15 – I-5 Partnership
 - Overview: WSDOT and ODOT (Secretaries or Regional Administrators/WA, OR)
 - Why and Project Need: Business Leaders (McKibbin and Hewitt)
 - Key Project Recommendations (Lookingbill/RTC)
 - Moving Forward (Himes/WSODT)
4. 1:15-1:45 - Channel Deepening Update/Status (Paulson)
5. 1:45-3:00 – **Transportation Linked to Economic Development**

11/12/2003

- WSDOT "Nickel" Project List (Gernhart)
 - Vancouver CBD (Burdick)
 - 192nd Corridor (Quartarolo)
 - 219th Corridor (Idsinga)
 - Discover Corridor (Grening)
6. 3:15- 5:00 Bus – LRT Tour
- Board C-TRAN bus from Heathman Hotel, head to I- and southbound Interstate MAX bus bays at G.I. Joes exit; pull back onto I-5 southbound to Portland Blvd; Interstate Max; I-84 to MAX Parkrose Station; return to Vancouver

5:00 p.m. Reception Following at Heathman Lodge with High-Tech Council

Deb Wallace, Columbia River Economic Development Council
Director of Business Expansion
1101 Broadway St. Ste. 120
Vancouver, WA 98660
Direct: (360) 567-1061
dwallace@credc.org

11/12/2003

LTC Meeting Agenda

November 18, 2003

11:30 a.m. – 5:00 p.m.

Heathman Lodge

7801 NE Greenwood Drive

Vancouver, WA

1. 11:30 - Welcome and Lunch:
Dan Tonkovich, City Council Member Mayor Pro Tem
Craig Pridemore, Clark County Commissioner
2. 12:00-12:15 – Introductory Comments and Clark County Demographic Profile: Pridemore and Tonkovich
3. 12:15-1:15 – I-5 Partnership
 - Overview: WSDOT and ODOT
Don Wagner, Region Administrator Southwest Region WSDOT
Dave Williams, Oregon Department of Transportation
 - Why and Project Need: Business Leader
John McKibbin, Executive Director, Chamber of Commerce
 - Key Project Recommendations: RTC
Dean Lookingbill, Executive Director, Regional Transportation Commission
 - Moving Forward: Project Director
Dale Himes, Project Director, Columbia River Crossing Project
Southwest Region WSDOT
4. 1:15-1:45 - Channel Deepening Update/Status:
Larry Paulson, Executive Director, Port of Vancouver
5. 1:45-3:00 – Transportation Linked to Economic Development
 - WSDOT "Nickel" Project List:
Bart Gernhart, Co Manager, Engineering Solutions Business Line,
Southwest Region WSDOT
 - Vancouver CBD:
Gerald Baugh, Economic Development, City of Vancouver
 - 192nd Corridor:
Beth Quartarolo, Business and Human Affairs, Hewlett Packard

- 219th Corridor:
Mayor of Battle Ground, John Idsinga or City Manager of Battle Ground, Eric Holmes
- Discover Corridor:
Brent Grening, Executive Director, Port of Ridgefield
- C-Tran
Jeanne Harris, C-Tran Chair, Vancouver City Council

6. 3:15- 5:00 Bus – LRT Tour

- Board C-TRAN bus from Heathman Hotel, head to I- and southbound Interstate MAX bus bays at G.I. Joes exit; pull back onto I-5 southbound to Portland Blvd; Interstate Max; I-84 to MAX Parkrose Station; return to Vancouver

5:00 p.m. Reception Following at Heathman Lodge with High-Tech Council

I-5 COLUMBIA RIVER CROSSING PROJECT

Millions

\$100

\$90

\$80

\$70

\$60

\$50

\$40

\$30

\$20

\$10

\$0

Construction

\$1.0-\$1.5B

Final Design
Right-of-Way Acquisition
Permitting
Procurement

EIS:
Preliminary Design
Draft EIS
Final EIS

Additional Information on:
Financing Options
Traffic Diversion
Bi-state EIS process

Freight Feasibility &
Needs Assessment
January, 2000

Final Strategic
Plan
June, 2002

Regional Economic Effects
of Transportation Choke Points
April, 2003

Bi-state EIS process
July, 2004

Begin: Jan-99 \$1.0M

Federal\$	\$0	\$2.638M	\$0	\$3.5M	\$6.138M
WAstate\$	\$500K	\$500K	\$0	\$0	\$1.000M
ORstate\$	\$500K	\$537K	\$100K	\$400K	\$1.537M
TOTAL\$	\$1.0M	\$3.675M	\$100K	\$3.9M	\$8.675M*

2000

2001

2002

2003

2004

2005

2006

2007

2008

2009

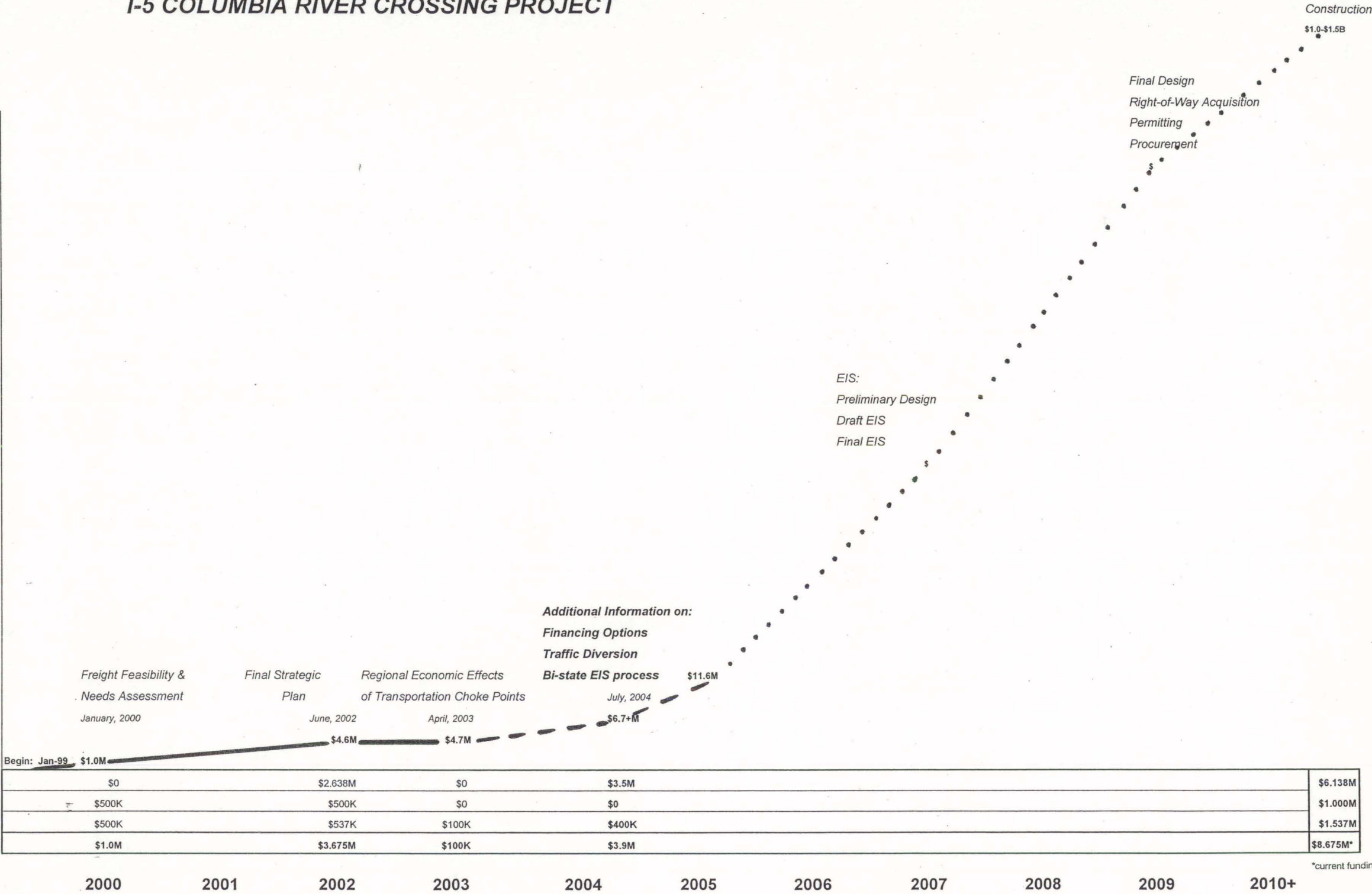
2010+

*current funding

I-5 COLUMBIA RIVER CROSSING PROJECT

Millions

\$100
\$90
\$80
\$70
\$60
\$50
\$40
\$30
\$20
\$10
\$0



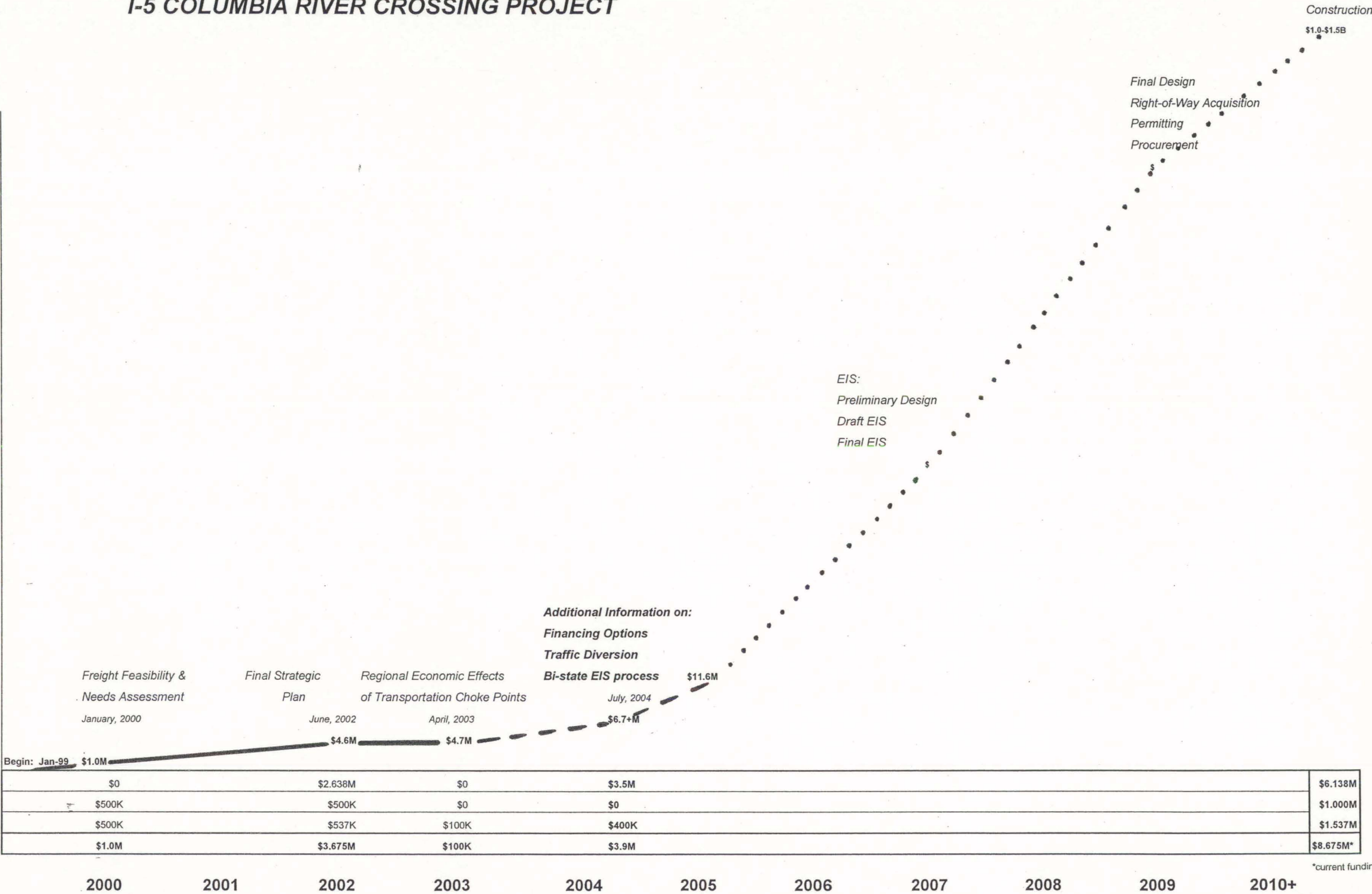
Federal\$	\$0	\$2.638M	\$0	\$3.5M	\$6.138M
Wastate\$	\$500K	\$500K	\$0	\$0	\$1.000M
ORstate\$	\$500K	\$537K	\$100K	\$400K	\$1.537M
TOTAL\$	\$1.0M	\$3.675M	\$100K	\$3.9M	\$8.675M*

*current funding.

I-5 COLUMBIA RIVER CROSSING PROJECT

Millions

\$100
\$90
\$80
\$70
\$60
\$50
\$40
\$30
\$20
\$10
\$0



Federal\$	\$0	\$2.638M	\$0	\$3.5M	\$6.138M
Wastate\$	\$500K	\$500K	\$0	\$0	\$1.000M
ORstate\$	\$500K	\$537K	\$100K	\$400K	\$1.537M
TOTAL\$	\$1.0M	\$3.675M	\$100K	\$3.9M	\$8.675M*

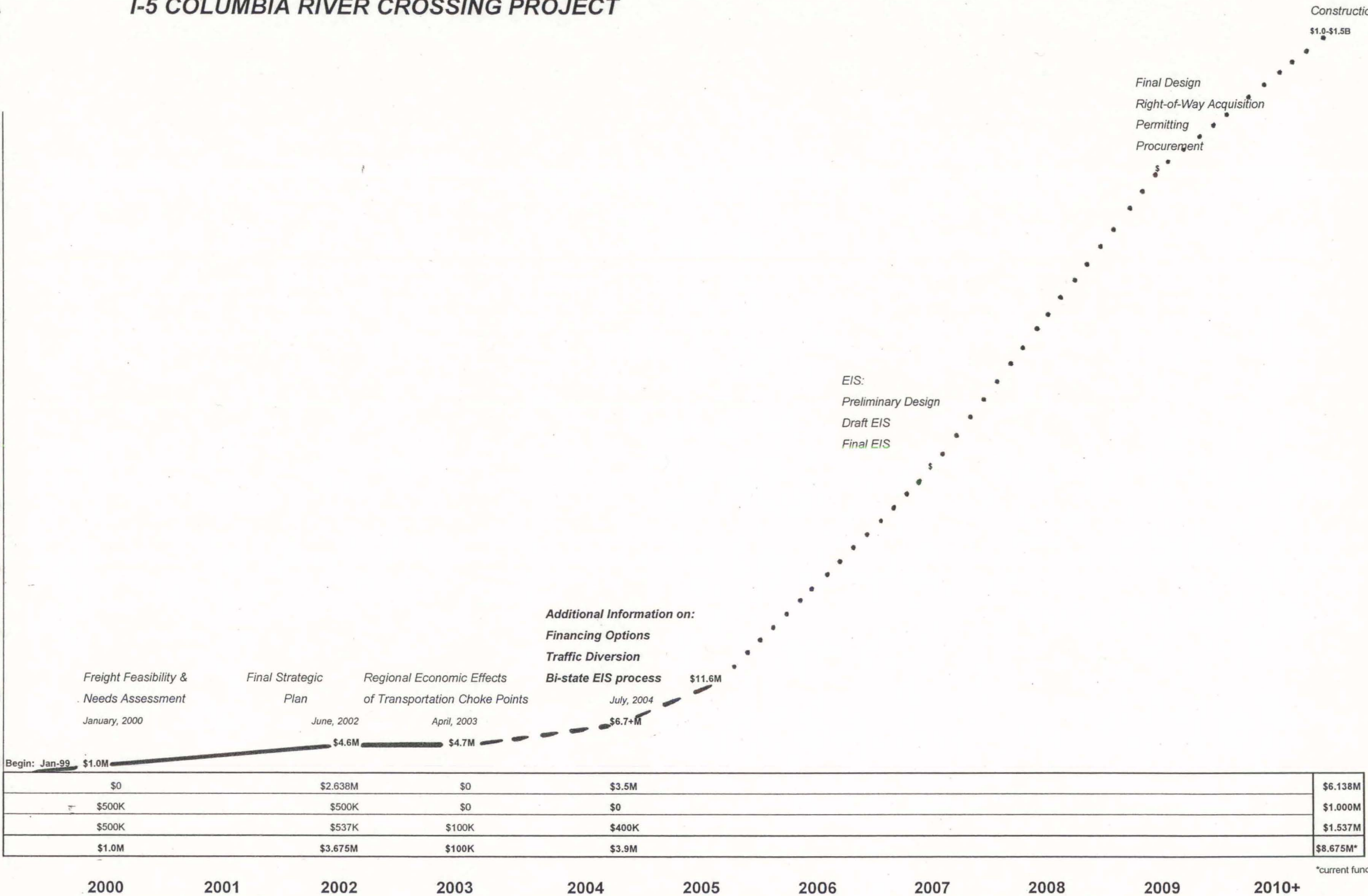
2000 2001 2002 2003 2004 2005 2006 2007 2008 2009 2010+

*current funding

I-5 COLUMBIA RIVER CROSSING PROJECT

Millions

\$100
\$90
\$80
\$70
\$60
\$50
\$40
\$30
\$20
\$10
\$0



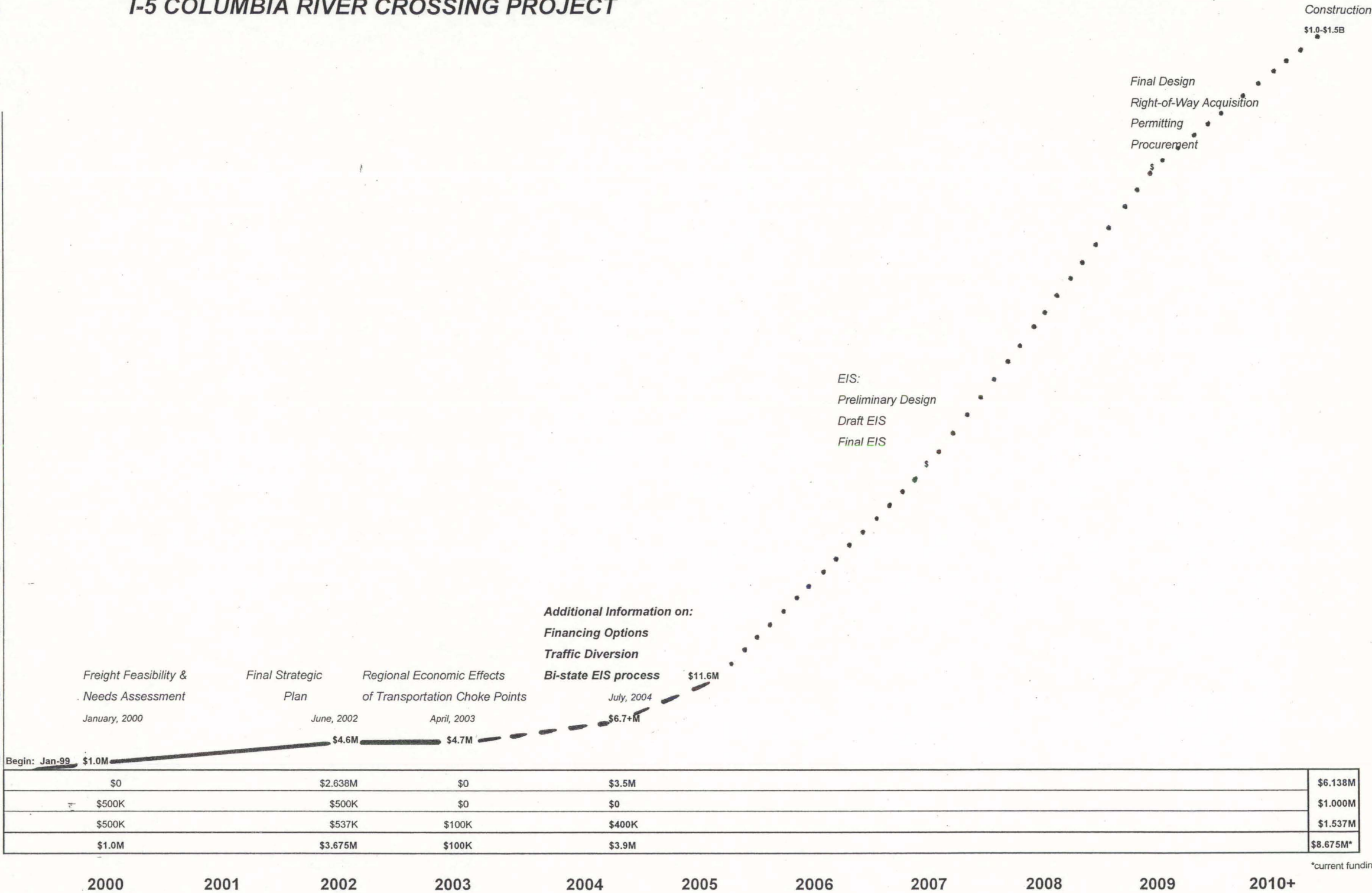
Federal\$	\$0	\$2.638M	\$0	\$3.5M	\$6.138M
Wastate\$	\$500K	\$500K	\$0	\$0	\$1.000M
ORstate\$	\$500K	\$537K	\$100K	\$400K	\$1.537M
TOTAL\$	\$1.0M	\$3.675M	\$100K	\$3.9M	\$8.675M*

*current funding

I-5 COLUMBIA RIVER CROSSING PROJECT

Millions

\$100
\$90
\$80
\$70
\$60
\$50
\$40
\$30
\$20
\$10
\$0



Federal\$	\$0	\$2.638M	\$0	\$3.5M	\$6.138M
Wastate\$	\$500K	\$500K	\$0	\$0	\$1.000M
ORstate\$	\$500K	\$537K	\$100K	\$400K	\$1.537M
TOTAL\$	\$1.0M	\$3.675M	\$100K	\$3.9M	\$8.675M*

*current funding

I-5 COLUMBIA RIVER CROSSING PROJECT

Millions

\$100

\$90

\$80

\$70

\$60

\$50

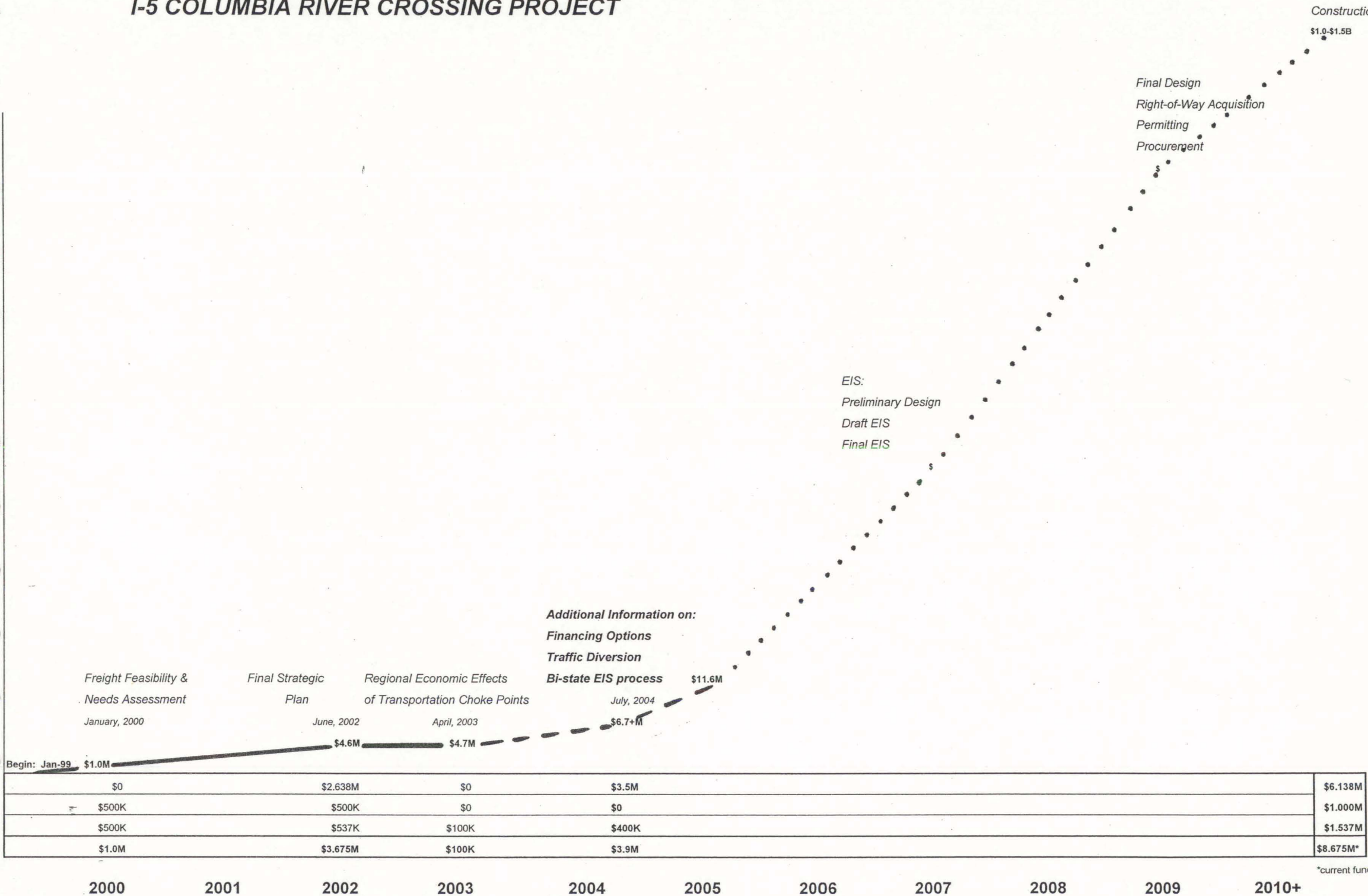
\$40

\$30

\$20

\$10

\$0



Federal\$	\$0	\$2.638M	\$0	\$3.5M	\$6.138M
Wastate\$	\$500K	\$500K	\$0	\$0	\$1.000M
ORstate\$	\$500K	\$537K	\$100K	\$400K	\$1.537M
TOTAL\$	\$1.0M	\$3.675M	\$100K	\$3.9M	\$8.675M*

*current funding

I-5 COLUMBIA RIVER CROSSING PROJECT

Millions

\$100

\$90

\$80

\$70

\$60

\$50

\$40

\$30

\$20

\$10

\$0

Construction

\$1.0-\$1.5B

Final Design
Right-of-Way Acquisition
Permitting
Procurement

EIS:
Preliminary Design
Draft EIS
Final EIS

Additional Information on:
Financing Options
Traffic Diversion
Bi-state EIS process

Freight Feasibility & Needs Assessment
January, 2000

Final Strategic Plan
June, 2002

Regional Economic Effects of Transportation Choke Points
April, 2003

Federal\$	\$0	\$2.638M	\$0	\$3.5M	\$6.138M
WAstate\$	\$500K	\$500K	\$0	\$0	\$1.000M
ORstate\$	\$500K	\$537K	\$100K	\$400K	\$1.537M
TOTAL\$	\$1.0M	\$3.675M	\$100K	\$3.9M	\$8.675M*

Begin: Jan-99 \$1.0M

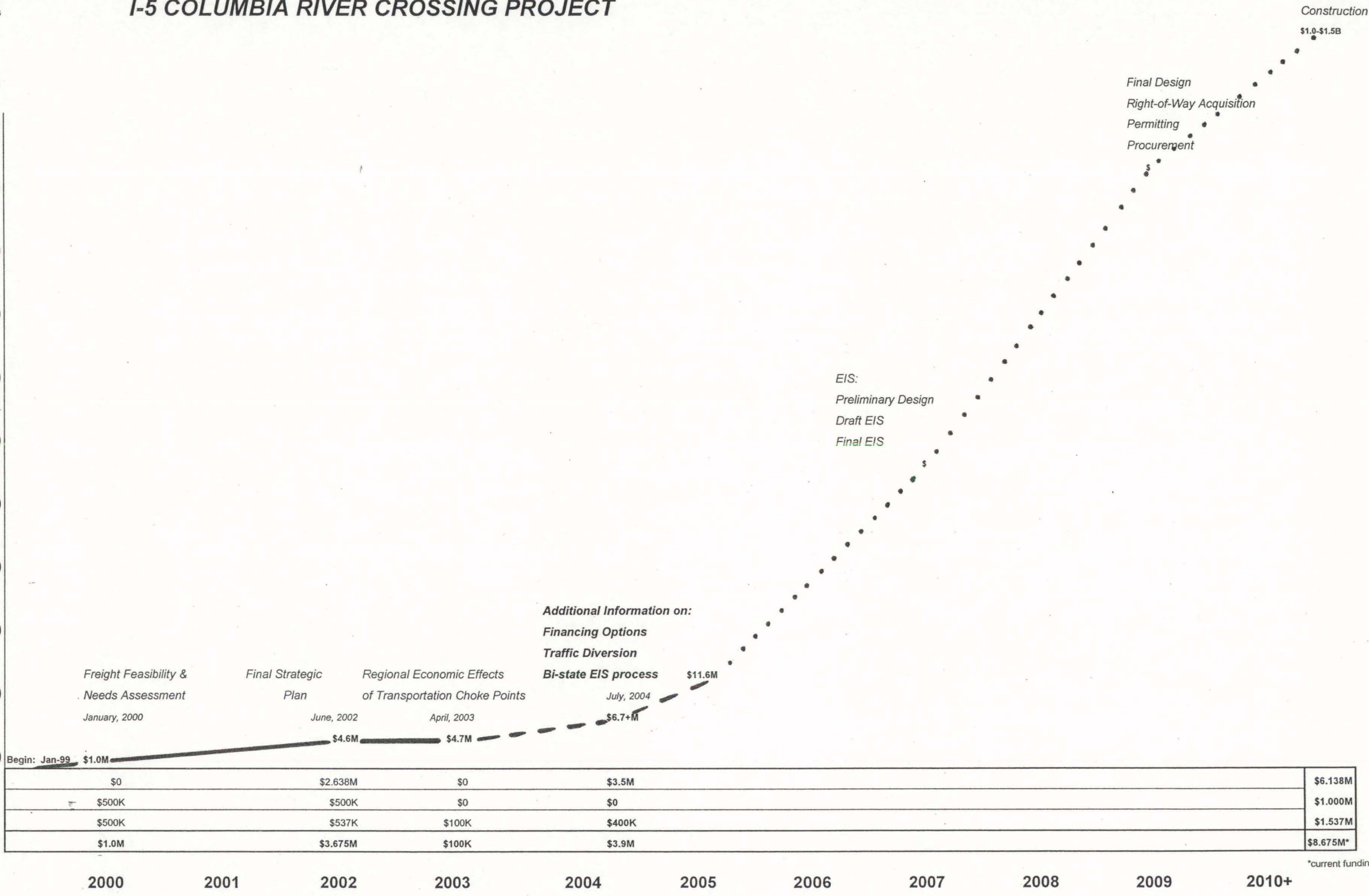
2000 2001 2002 2003 2004 2005 2006 2007 2008 2009 2010+

*current funding

I-5 COLUMBIA RIVER CROSSING PROJECT

Millions

\$100
\$90
\$80
\$70
\$60
\$50
\$40
\$30
\$20
\$10
\$0



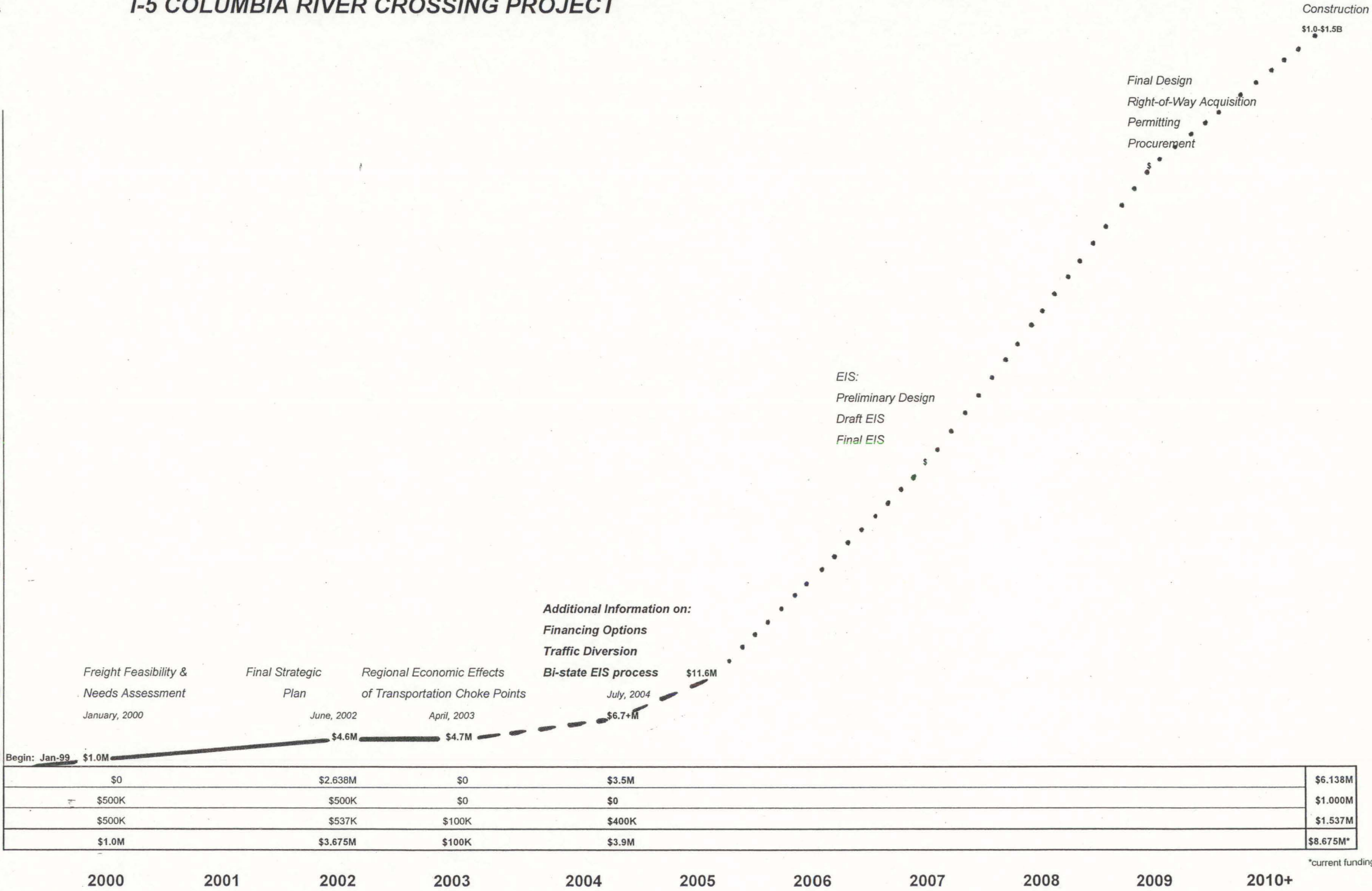
Federal\$	\$0	\$2.638M	\$0	\$3.5M	\$6.138M						
Wastate\$	\$500K	\$500K	\$0	\$0	\$1.000M						
ORstate\$	\$500K	\$537K	\$100K	\$400K	\$1.537M						
TOTAL\$	\$1.0M	\$3.675M	\$100K	\$3.9M	\$8.675M*						
	2000	2001	2002	2003	2004	2005	2006	2007	2008	2009	2010+

*current funding

I-5 COLUMBIA RIVER CROSSING PROJECT

Millions

\$100
\$90
\$80
\$70
\$60
\$50
\$40
\$30
\$20
\$10
\$0



I-5 COLUMBIA RIVER CROSSING PROJECT

Millions

\$100

\$90

\$80

\$70

\$60

\$50

\$40

\$30

\$20

\$10

\$0

Construction
\$1.0-\$1.5B

Final Design
Right-of-Way Acquisition
Permitting
Procurement

EIS:
Preliminary Design
Draft EIS
Final EIS

Additional Information on:
Financing Options
Traffic Diversion
Bi-state EIS process

Freight Feasibility &
Needs Assessment
January, 2000

Final Strategic
Plan
June, 2002

Regional Economic Effects
of Transportation Choke Points
April, 2003

July, 2004

Begin: Jan-99	\$1.0M								
Federal\$	\$0	\$2.638M	\$0	\$3.5M					\$6.138M
Wastate\$	\$500K	\$500K	\$0	\$0					\$1.000M
ORstate\$	\$500K	\$537K	\$100K	\$400K					\$1.537M
TOTAL\$	\$1.0M	\$3.675M	\$100K	\$3.9M					\$8.675M*

2000 2001 2002 2003 2004 2005 2006 2007 2008 2009 2010+

*current funding

I-5 COLUMBIA RIVER CROSSING PROJECT

Millions

\$100

\$90

\$80

\$70

\$60

\$50

\$40

\$30

\$20

\$10

\$0

Construction
\$1.0-\$1.5B

Final Design
Right-of-Way Acquisition
Permitting
Procurement

EIS:
Preliminary Design
Draft EIS
Final EIS


Additional Information on:
Financing Options
Traffic Diversion
Bi-state EIS process

Freight Feasibility & Needs Assessment
January, 2000

Final Strategic Plan
June, 2002

Regional Economic Effects of Transportation Choke Points
April, 2003

Federal\$	\$0	\$2.638M	\$0	\$3.5M	\$6.138M
Wastate\$	\$500K	\$500K	\$0	\$0	\$1.000M
ORstate\$	\$500K	\$537K	\$100K	\$400K	\$1.537M
TOTAL\$	\$1.0M	\$3.675M	\$100K	\$3.9M	\$8.675M*



Begin: Jan-99 \$1.0M

2000 2001 2002 2003 2004 2005 2006 2007 2008 2009 2010+

*current funding

I-5 COLUMBIA RIVER CROSSING PROJECT

Millions

\$100

\$90

\$80

\$70

\$60

\$50

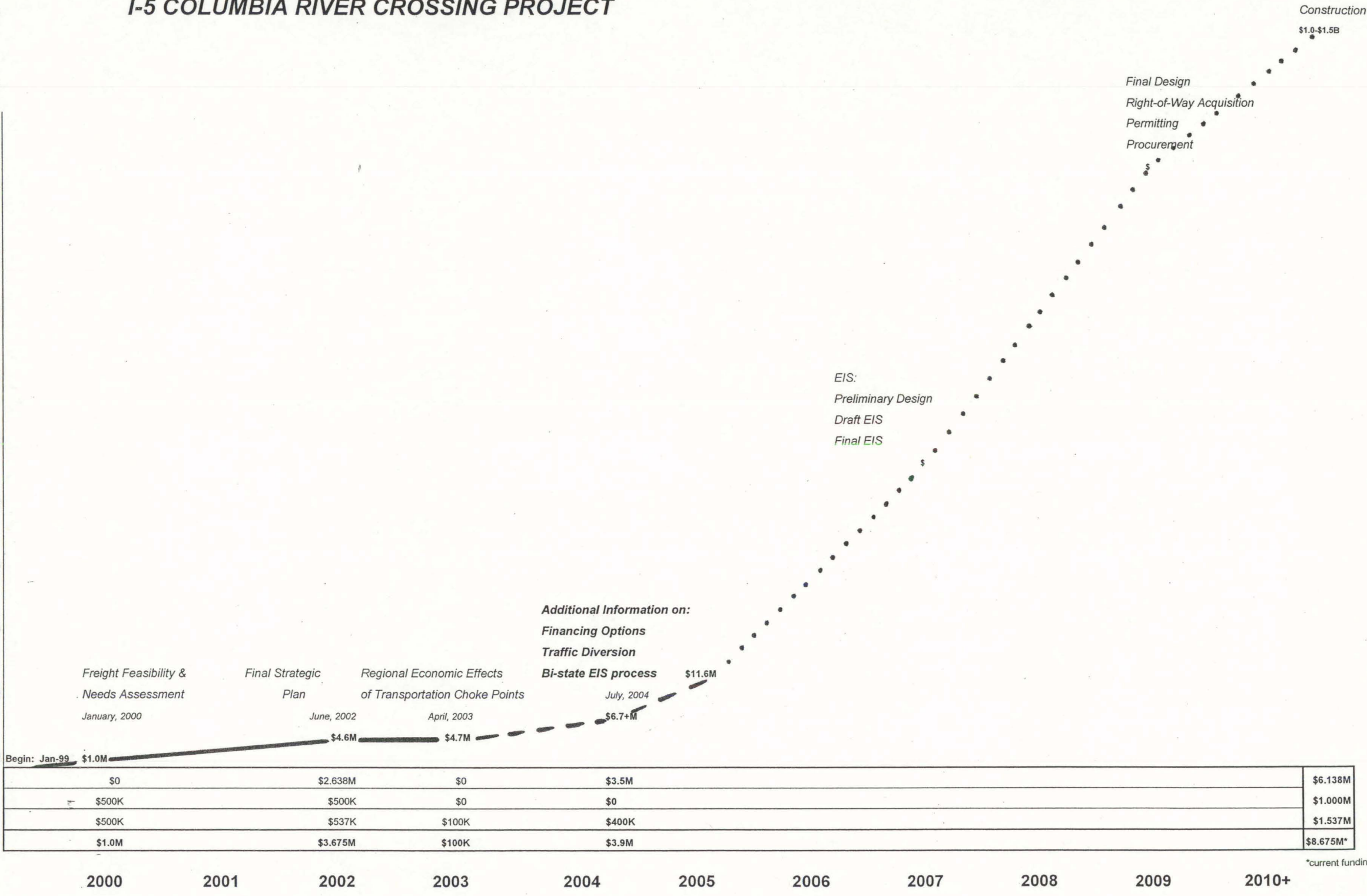
\$40

\$30

\$20

\$10

\$0



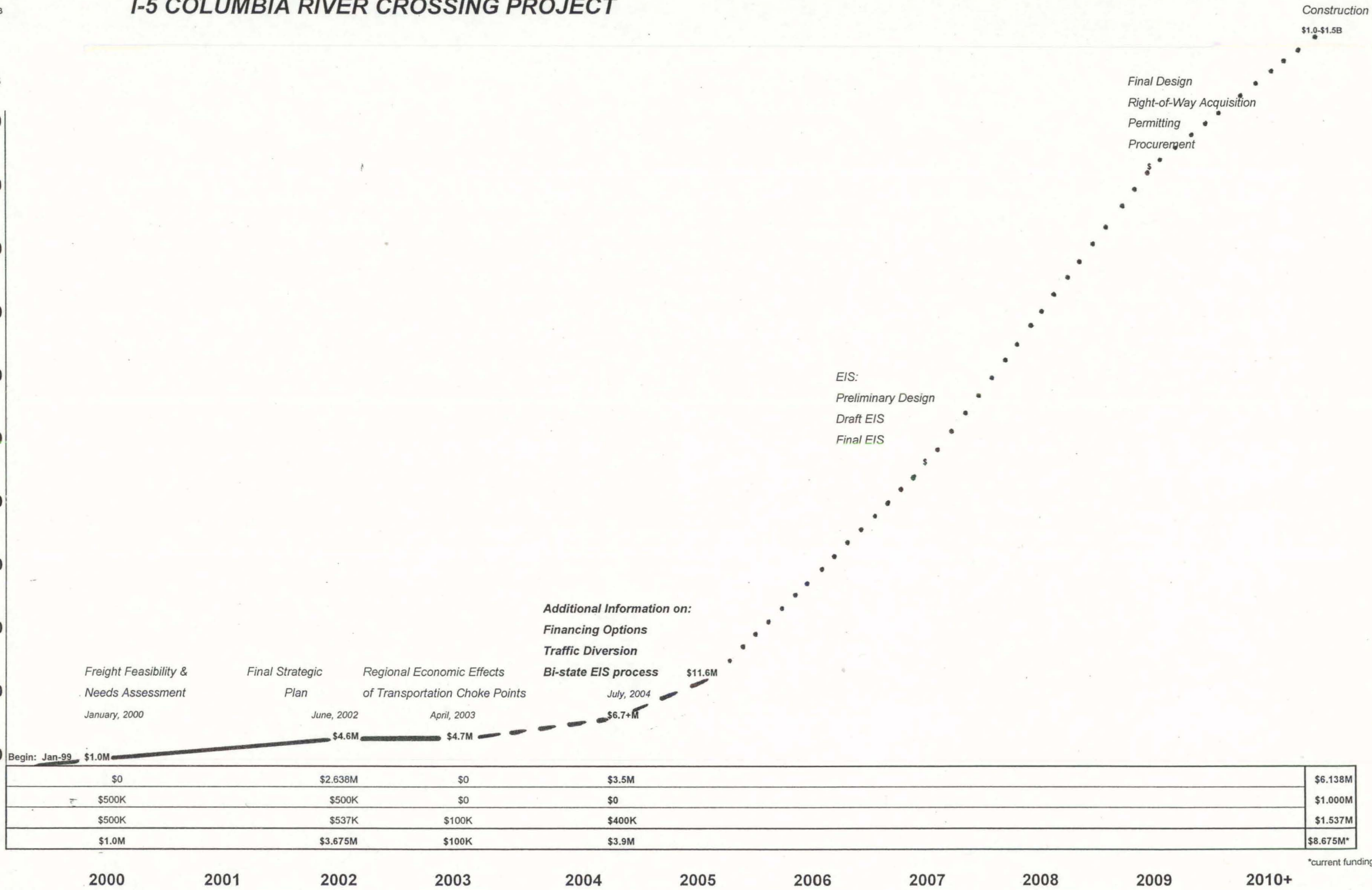
Federal\$	\$0	\$2.638M	\$0	\$3.5M	\$6.138M
Wastate\$	\$500K	\$500K	\$0	\$0	\$1.000M
ORstate\$	\$500K	\$537K	\$100K	\$400K	\$1.537M
TOTAL\$	\$1.0M	\$3.675M	\$100K	\$3.9M	\$8.675M*

*current funding

I-5 COLUMBIA RIVER CROSSING PROJECT

Millions

\$100
\$90
\$80
\$70
\$60
\$50
\$40
\$30
\$20
\$10
\$0



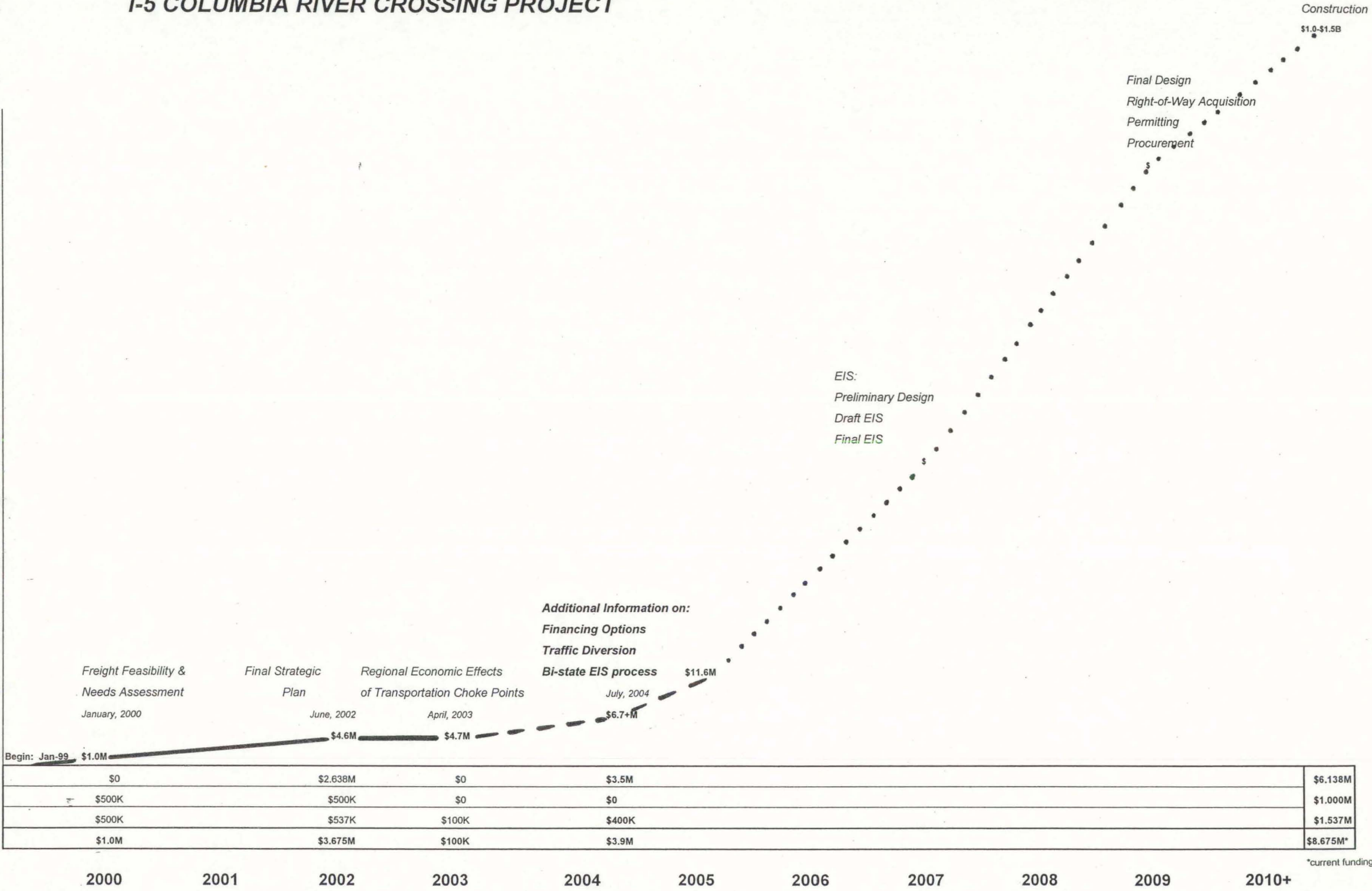
Federal\$	\$0	\$2.638M	\$0	\$3.5M	\$6.138M
WAstate\$	\$500K	\$500K	\$0	\$0	\$1.000M
ORstate\$	\$500K	\$537K	\$100K	\$400K	\$1.537M
TOTAL\$	\$1.0M	\$3.675M	\$100K	\$3.9M	\$8.675M*

*current funding

I-5 COLUMBIA RIVER CROSSING PROJECT

Millions

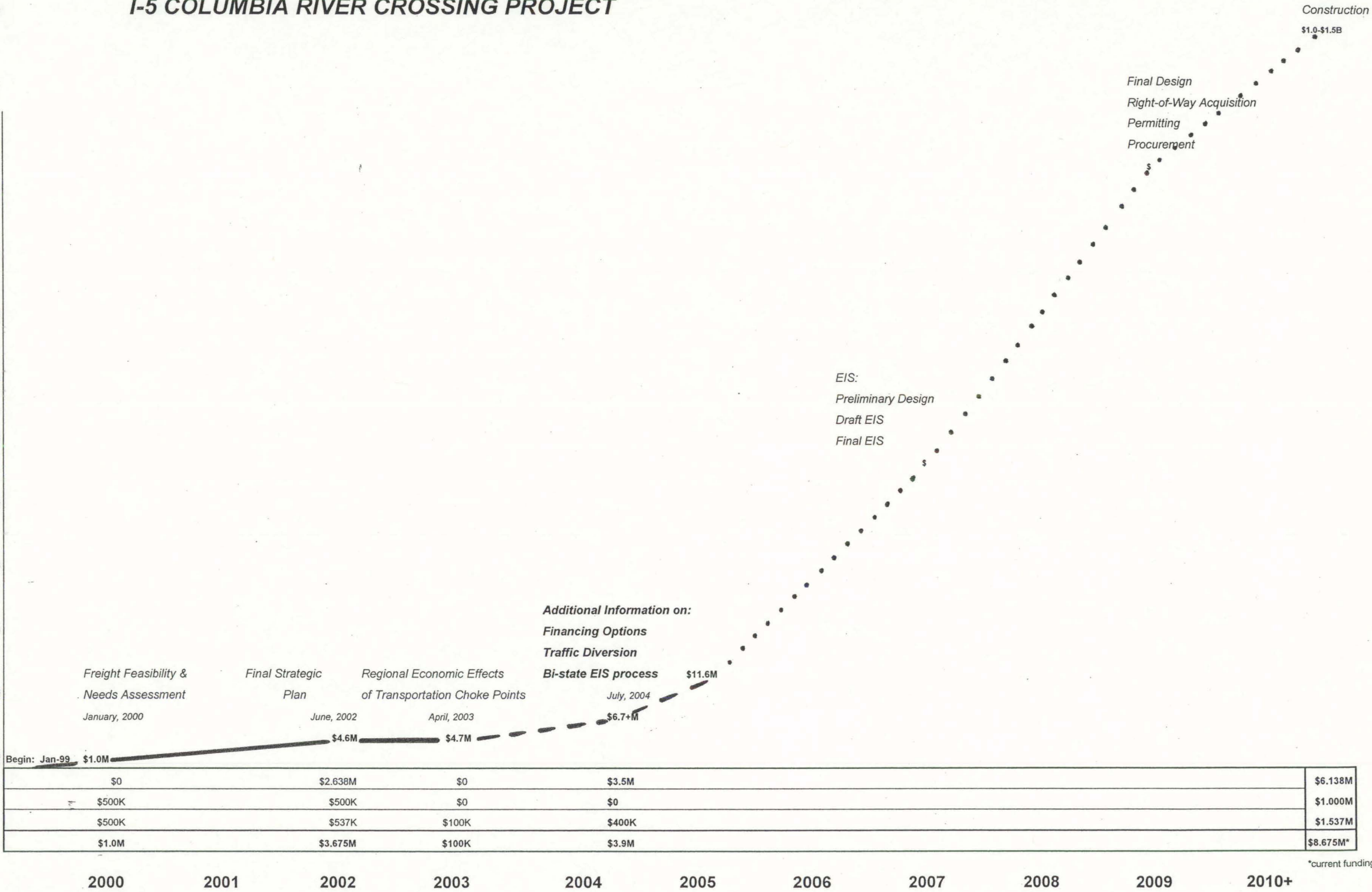
\$100
\$90
\$80
\$70
\$60
\$50
\$40
\$30
\$20
\$10
\$0



I-5 COLUMBIA RIVER CROSSING PROJECT

Millions

\$100
\$90
\$80
\$70
\$60
\$50
\$40
\$30
\$20
\$10
\$0



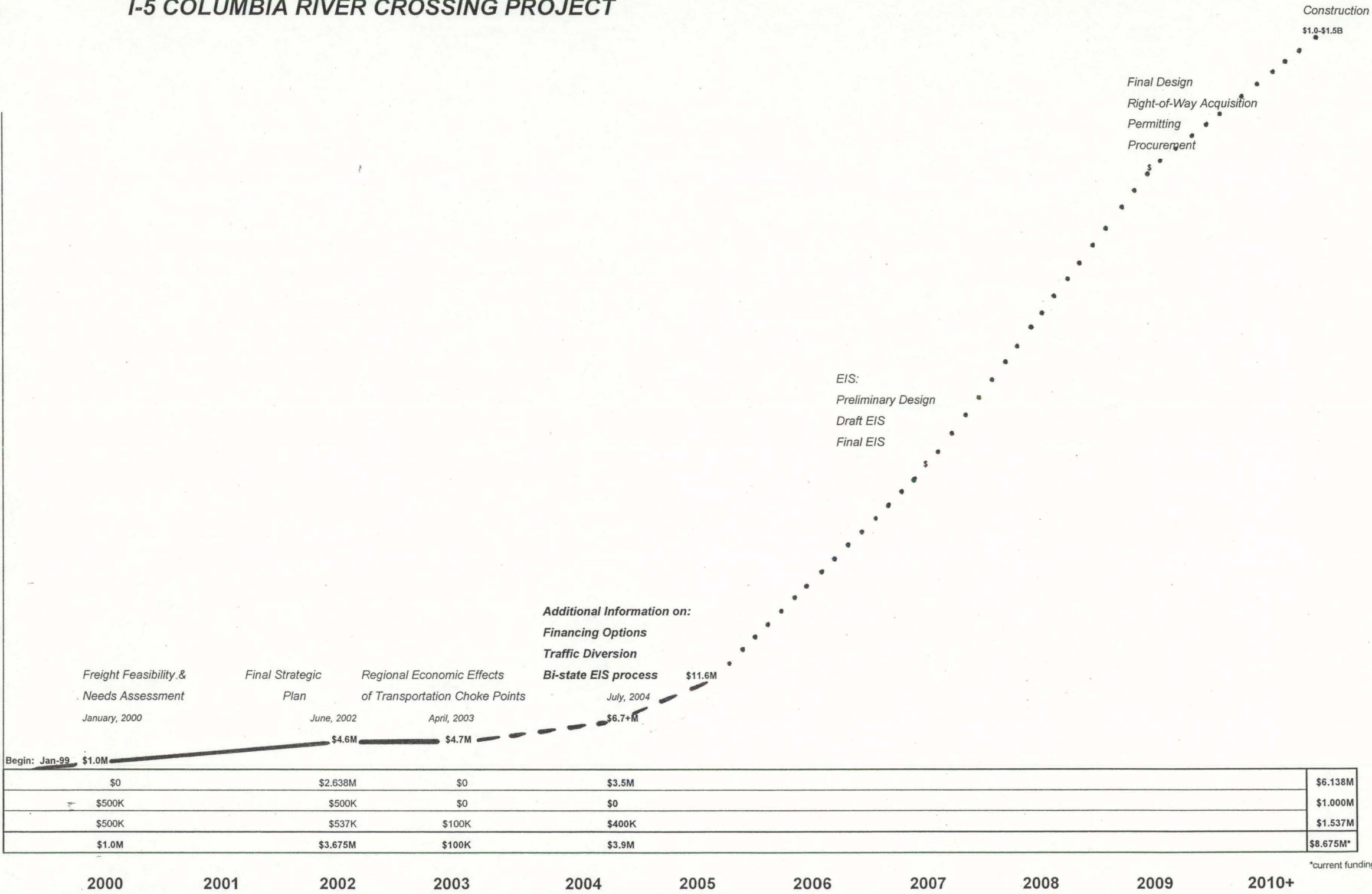
Federal\$	\$0	\$2.638M	\$0	\$3.5M	\$6.138M
Wastate\$	\$500K	\$500K	\$0	\$0	\$1.000M
ORstate\$	\$500K	\$537K	\$100K	\$400K	\$1.537M
TOTAL\$	\$1.0M	\$3.675M	\$100K	\$3.9M	\$8.675M*

*current funding

I-5 COLUMBIA RIVER CROSSING PROJECT

Millions

\$100
\$90
\$80
\$70
\$60
\$50
\$40
\$30
\$20
\$10
\$0



Federal\$	\$0	\$2.638M	\$0	\$3.5M	\$6.138M
Wastate\$	\$500K	\$500K	\$0	\$0	\$1.000M
ORstate\$	\$500K	\$537K	\$100K	\$400K	\$1.537M
TOTAL\$	\$1.0M	\$3.675M	\$100K	\$3.9M	\$8.675M*

2000 2001 2002 2003 2004 2005 2006 2007 2008 2009 2010+

I-5 COLUMBIA RIVER CROSSING PROJECT

Millions

\$100

\$90

\$80

\$70

\$60

\$50

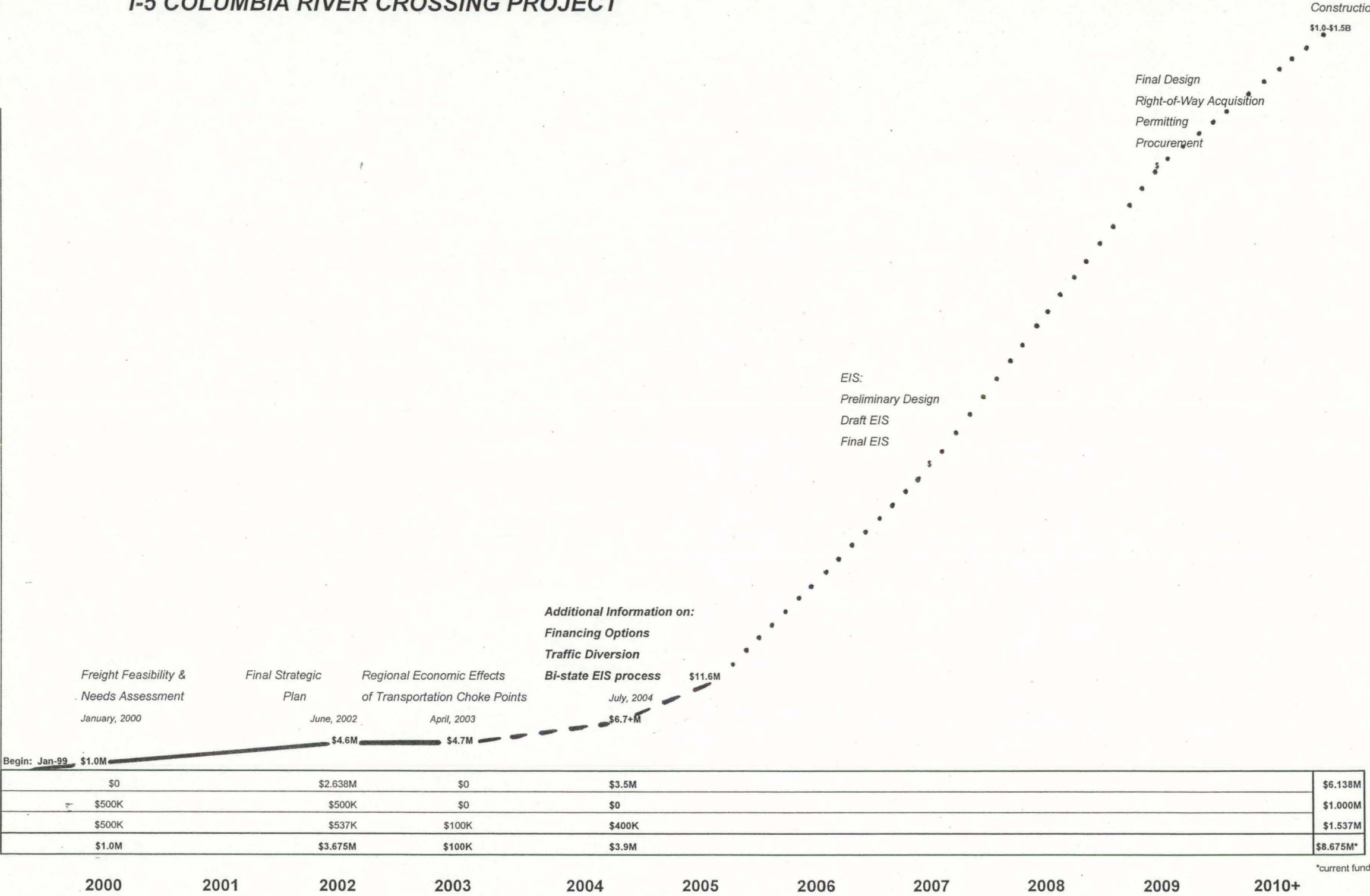
\$40

\$30

\$20

\$10

\$0



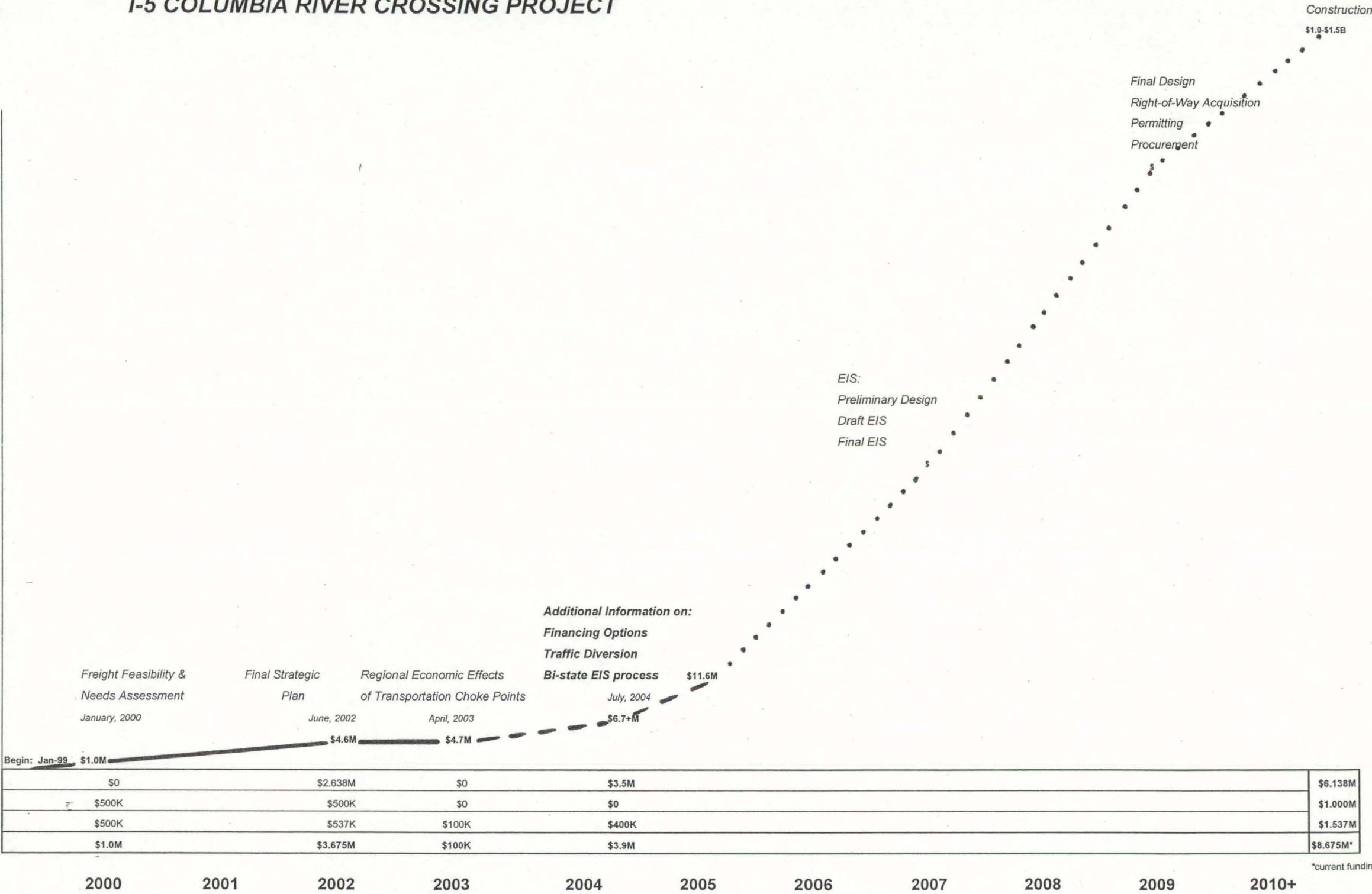
Federal\$	\$0	\$2.638M	\$0	\$3.5M	\$6.138M
Wastate\$	\$500K	\$500K	\$0	\$0	\$1.000M
ORstate\$	\$500K	\$537K	\$100K	\$400K	\$1.537M
TOTAL\$	\$1.0M	\$3.675M	\$100K	\$3.9M	\$8.675M*

*current funding

I-5 COLUMBIA RIVER CROSSING PROJECT

Millions

\$100
\$90
\$80
\$70
\$60
\$50
\$40
\$30
\$20
\$10
\$0



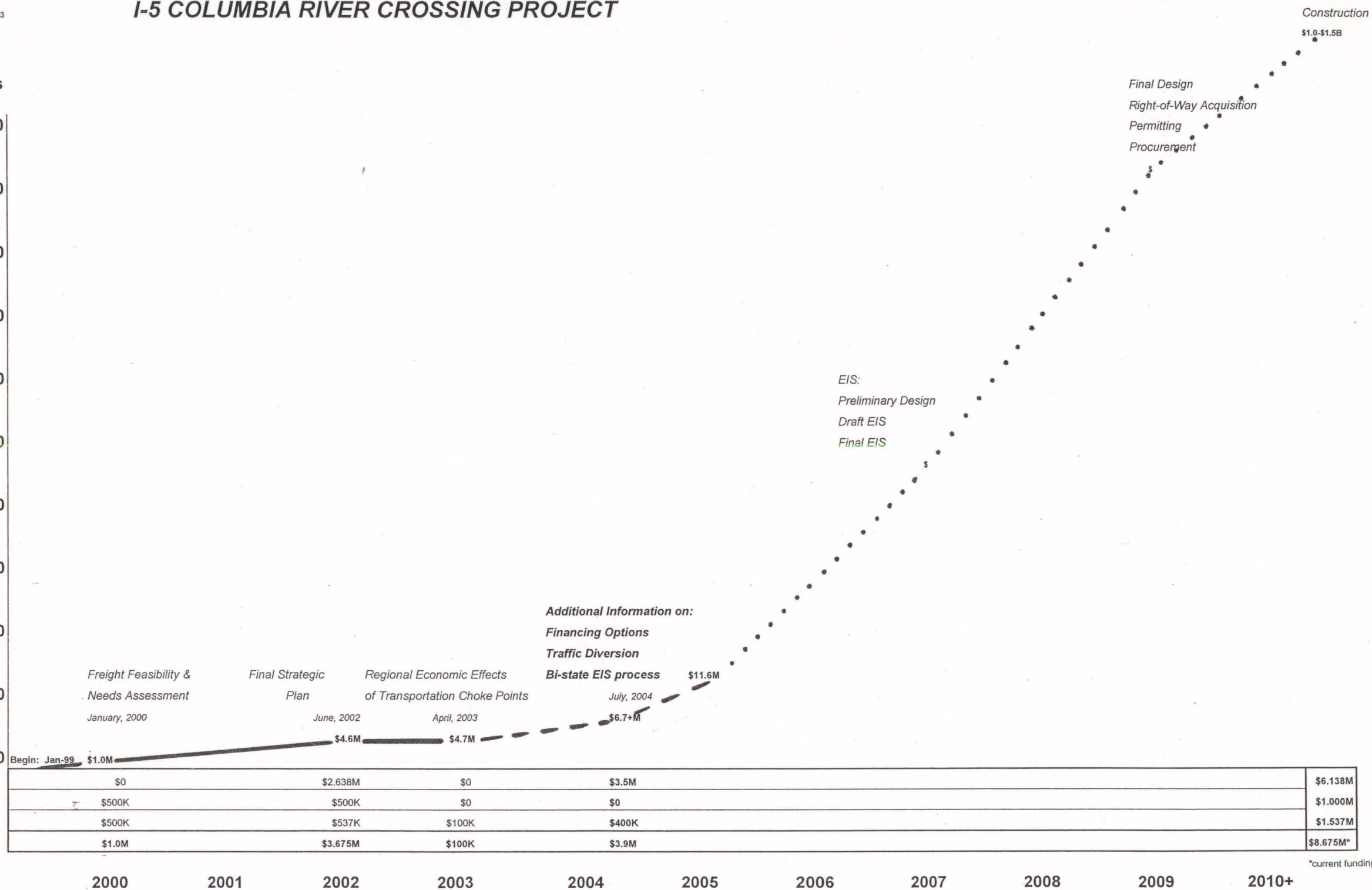
Begin: Jan-99	\$1.0M										
Federal\$	\$0	\$2.638M	\$0	\$3.5M							\$6.138M
Wastate\$	\$500K	\$500K	\$0	\$0							\$1.000M
ORstate\$	\$500K	\$537K	\$100K	\$400K							\$1.537M
TOTAL\$	\$1.0M	\$3.675M	\$100K	\$3.9M							\$8.675M*
	2000	2001	2002	2003	2004	2005	2006	2007	2008	2009	2010+

*current funding

I-5 COLUMBIA RIVER CROSSING PROJECT

Millions

\$100
\$90
\$80
\$70
\$60
\$50
\$40
\$30
\$20
\$10
\$0



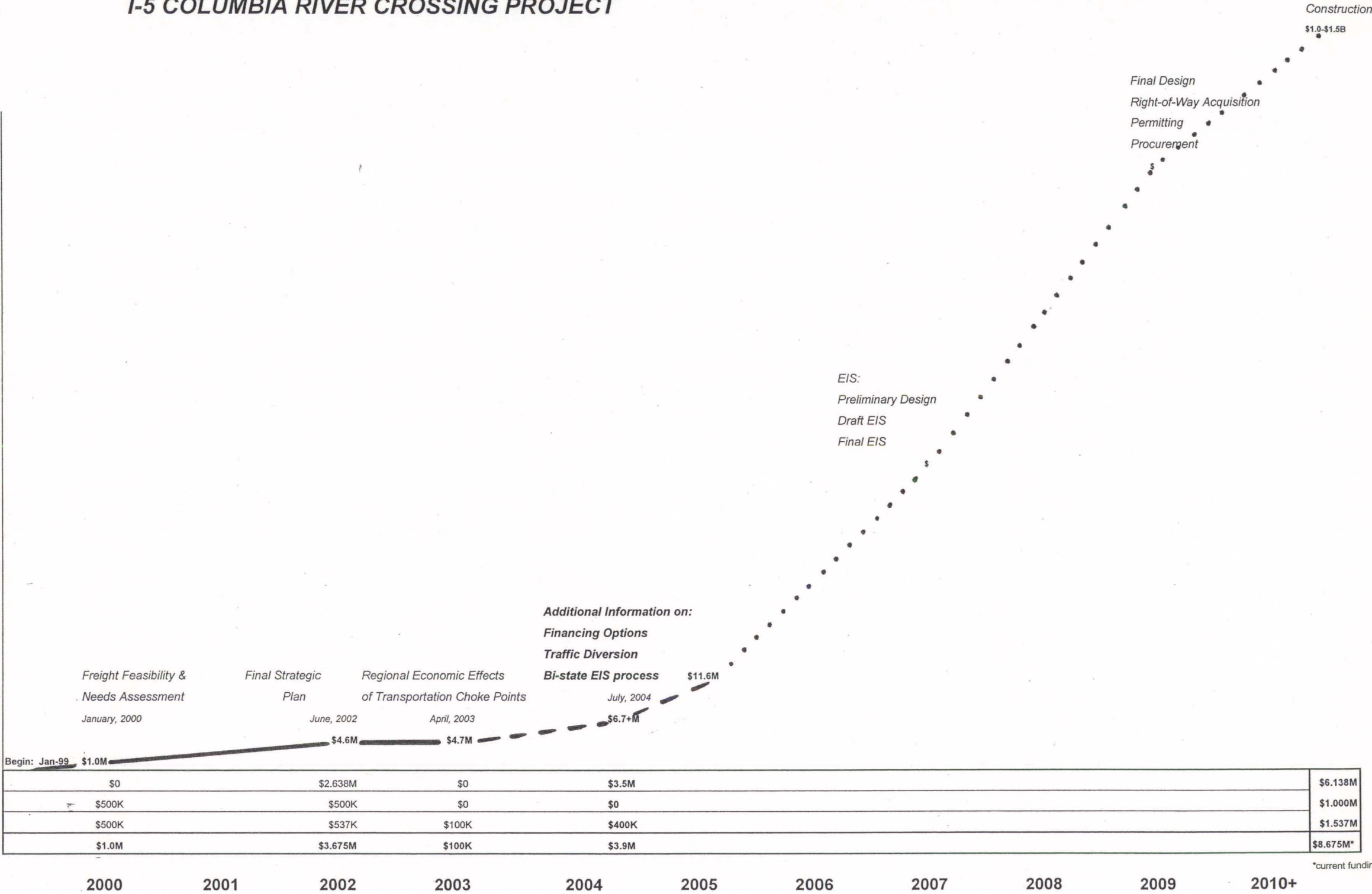
Federal\$	\$0	\$2.638M	\$0	\$3.5M	\$6.138M
Wastate\$	\$500K	\$500K	\$0	\$0	\$1.000M
ORstate\$	\$500K	\$537K	\$100K	\$400K	\$1.537M
TOTAL\$	\$1.0M	\$3.675M	\$100K	\$3.9M	\$8.675M*

*current funding

I-5 COLUMBIA RIVER CROSSING PROJECT

Millions

\$100
\$90
\$80
\$70
\$60
\$50
\$40
\$30
\$20
\$10
\$0



Federal\$	\$0	\$2.638M	\$0	\$3.5M	\$6.138M
Wastate\$	\$500K	\$500K	\$0	\$0	\$1.000M
ORstate\$	\$500K	\$537K	\$100K	\$400K	\$1.537M
TOTAL\$	\$1.0M	\$3.675M	\$100K	\$3.9M	\$8.675M*

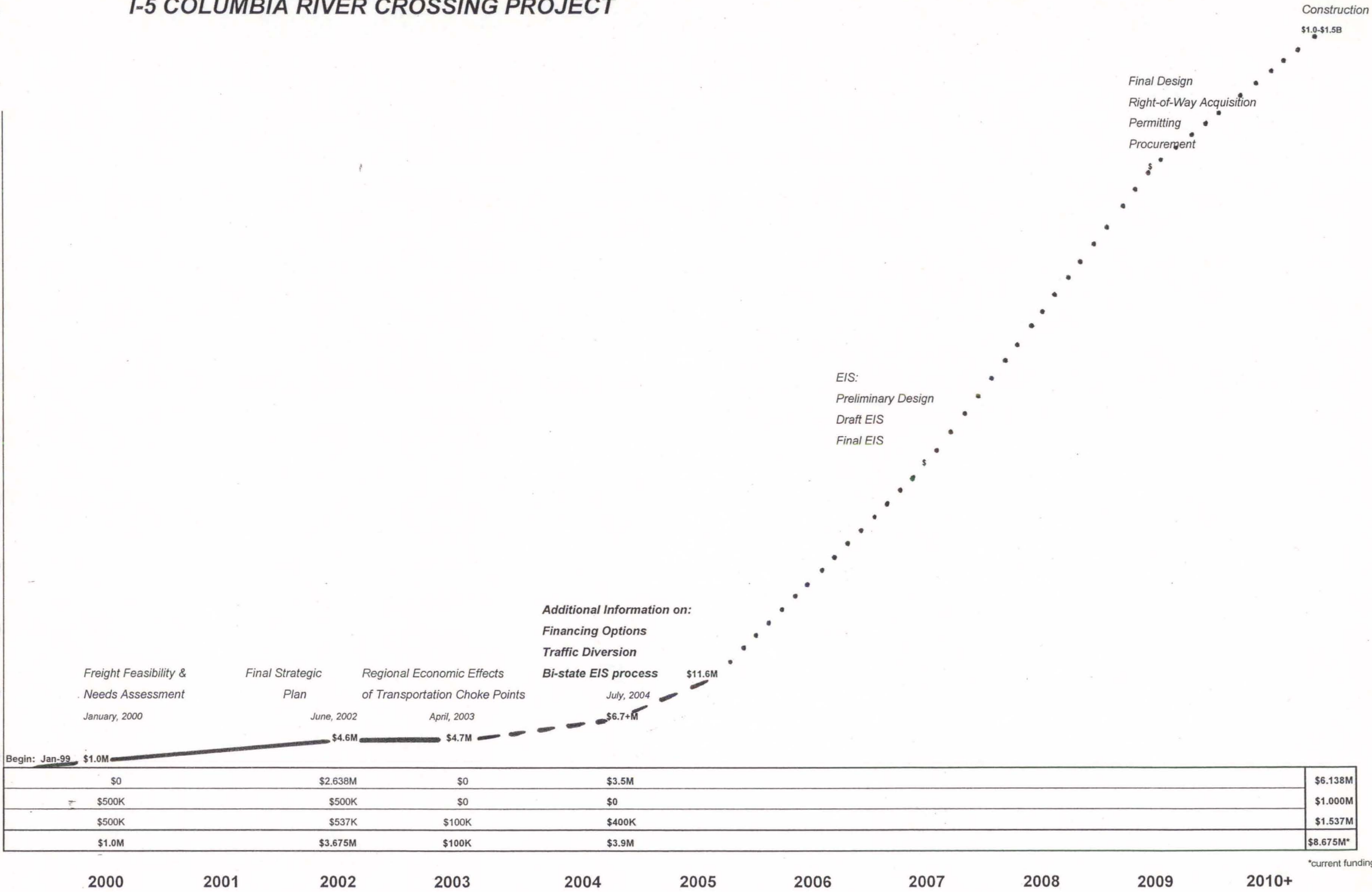
2000 2001 2002 2003 2004 2005 2006 2007 2008 2009 2010+

*current funding

I-5 COLUMBIA RIVER CROSSING PROJECT

Millions

\$100
\$90
\$80
\$70
\$60
\$50
\$40
\$30
\$20
\$10
\$0



I-5 COLUMBIA RIVER CROSSING PROJECT

Millions

\$100

\$90

\$80

\$70

\$60

\$50

\$40

\$30

\$20

\$10

\$0

Construction
\$1.0-\$1.5B

Final Design
Right-of-Way Acquisition
Permitting
Procurement

EIS:
Preliminary Design
Draft EIS
Final EIS

Additional Information on:
Financing Options
Traffic Diversion
Bi-state EIS process

Freight Feasibility &
Needs Assessment
January, 2000

Final Strategic
Plan
June, 2002

Regional Economic Effects
of Transportation Choke Points
April, 2003

July, 2004

Federal\$	\$0	\$2.638M	\$0	\$3.5M	\$6.138M
Wastate\$	\$500K	\$500K	\$0	\$0	\$1.000M
ORstate\$	\$500K	\$537K	\$100K	\$400K	\$1.537M
TOTAL\$	\$1.0M	\$3.675M	\$100K	\$3.9M	\$8.675M*

Begin: Jan-99 \$1.0M

\$4.6M

\$4.7M

\$6.7+M

\$11.6M

2000 2001 2002 2003 2004 2005 2006 2007 2008 2009 2010+ *current funding

I-5 COLUMBIA RIVER CROSSING PROJECT

Millions

\$100

\$90

\$80

\$70

\$60

\$50

\$40

\$30

\$20

\$10

\$0

Construction

\$1.0-\$1.5B

Final Design
Right-of-Way Acquisition
Permitting
Procurement

EIS:
Preliminary Design
Draft EIS
Final EIS

Additional Information on:
Financing Options
Traffic Diversion
Bi-state EIS process

Freight Feasibility &
Needs Assessment
January, 2000

Final Strategic
Plan
June, 2002

Regional Economic Effects
of Transportation Choke Points
April, 2003

July, 2004

Begin: Jan-99 \$1.0M

\$4.6M

\$4.7M

\$6.7+M

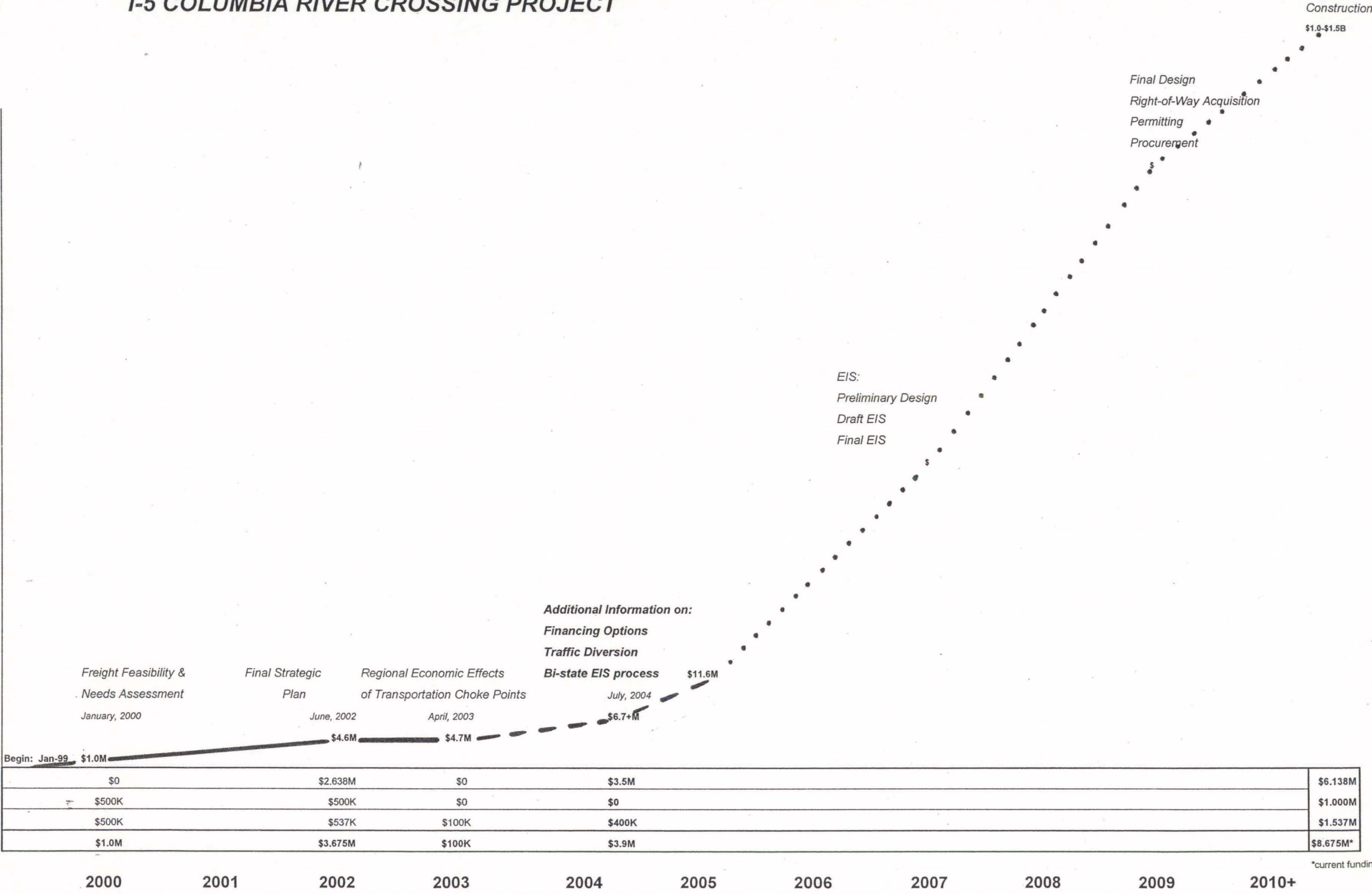
\$11.6M

Federal\$	\$0	\$2.638M	\$0	\$3.5M	\$6.138M	
Wastate\$	\$500K	\$500K	\$0	\$0	\$1.000M	
ORstate\$	\$500K	\$537K	\$100K	\$400K	\$1.537M	
TOTAL\$	\$1.0M	\$3.675M	\$100K	\$3.9M	\$8.675M*	
	2000	2001	2002	2003	2004	
	2005	2006	2007	2008	2009	
	2010+	*current funding				

I-5 COLUMBIA RIVER CROSSING PROJECT

Millions

\$100
\$90
\$80
\$70
\$60
\$50
\$40
\$30
\$20
\$10
\$0



Federal\$	\$0	\$2.638M	\$0	\$3.5M	\$6.138M
Wastate\$	\$500K	\$500K	\$0	\$0	\$1.000M
ORstate\$	\$500K	\$537K	\$100K	\$400K	\$1.537M
TOTAL\$	\$1.0M	\$3.675M	\$100K	\$3.9M	\$8.675M*

2000 2001 2002 2003 2004 2005 2006 2007 2008 2009 2010+

*current funding

