


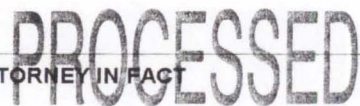
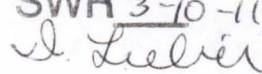
**WASHINGTON STATE
DEPARTMENT OF TRANSPORTATION
CHANGE ORDER**

DATE: 02/10/11
Page 1 of 3

CONTRACT NO: 008078 FEDERAL AID NO:
 CONTRACT TITLE: I-5, COLUMBIA RIVER BRIDGE TEMPORARY PILE TEST PRO
 CHANGE ORDER NO: 1 ADDED BORING LOCATIONS
 PRIME CONTRACTOR: 910562492 AMERICAN CONSTRUCTION CO., INC.
 1501 TAYLOR WAY
 TACOMA WA 98421-4100


RECEIVED
 MAR 11 2011
 Columbia River Crossing

- Ordered by Engineer under the terms of Section 1-04.4 of the Standard Specifications
 Change proposed by Contractor

<p>ENDORSED BY:  _____ CONTRACTOR Kevin Culbert, Vice-President February 22, 2011 _____ DATE</p>	<p>SURETY CONSENT:  HQ _____ ATTORNEY IN FACT SWR 3-10-11  _____ DATE</p>
--	--

ORIGINAL CONTRACT AMOUNT: 811,204.00
 CURRENT CONTRACT AMOUNT: 811,204.00
 ESTIMATED NET CHANGE THIS ORDER: 0.00
 ESTIMATED CONTRACT TOTAL AFTER CHANGE: 811,204.00

Approval Required: Region Olympia Service Center Local Agency

<p><input type="checkbox"/> APPROVAL RECOMMENDED <input checked="" type="checkbox"/> EXECUTED  _____ PROJECT ENGINEER 3/7/11 _____ DATE</p>	<p>EXECUTED: _____ STATE CONSTRUCTION ENGINEER _____ DATE</p>
<p><input type="checkbox"/> APPROVAL RECOMMENDED <input type="checkbox"/> EXECUTED REGIONAL ADMIN: D. Wagner _____ BY: _____ DATE</p>	<p>OTHER APPROVAL WHEN REQUIRED _____ SIGNATURE DATE _____ REPRESENTING</p>

WASHINGTON STATE
DEPARTMENT OF TRANSPORTATION
CHANGE ORDER

DATE: 02/10/11
Page 2 of 3

CONTRACT NO: 008078

CHANGE ORDER NO: 1

All work, materials, and measurements to be in accordance with the provisions of the Standard Specifications and Special Provisions for the type of construction involved.

This contract is revised as follows:

You are ordered to perform the following described work upon receipt of an approved copy of this change order:

DESCRIPTION

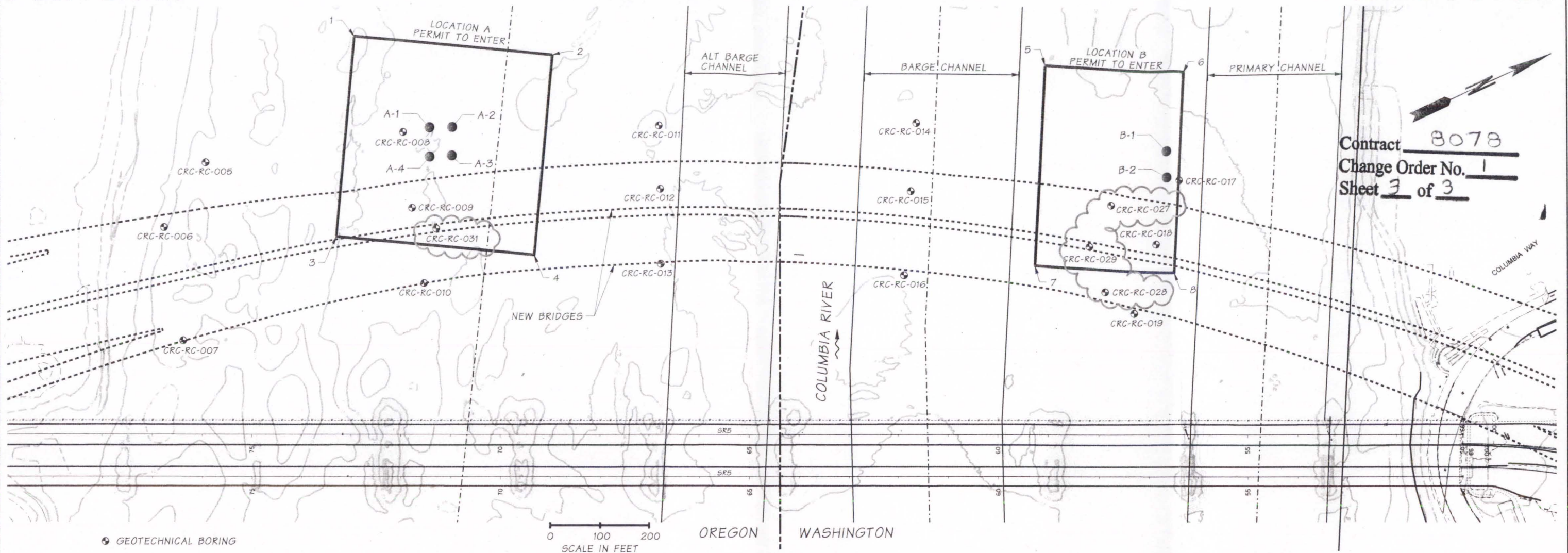
This change order revises contract plan sheet PLS1 by adding additional geotechnical boring locations. Replace contract plan sheet PLS1 with page 3 of this change order.

MEASUREMENT AND PAYMENT

This is a no cost change order.

CONTRACT TIME

Working days are not affected by this change order.



Contract 8078
 Change Order No. 1
 Sheet 3 of 3

● GEOTECHNICAL BORING

0 100 200
 SCALE IN FEET

OREGON WASHINGTON

PERMIT TO ENTER		
	NORTHING / EASTING	LATITUDE/LONGITUDE
LOCATION A	1 N=111089 / E=1082735	45°37'00.59" / 122°40'46.24"
	2 N=111436 / E=1082933	45°37'04.07" / 122°40'43.59"
	3 N=110891 / E=1083083	45°36'58.73" / 122°40'41.27"
	4 N=111238 / E=1083281	45°37'02.21" / 122°40'38.62"
LOCATION B	5 N=112331 / E=1083361	45°37'13.02" / 122°40'37.92"
	6 N=112576 / E=1083488	45°37'15.47" / 122°40'36.23"
	7 N=112146 / E=1083716	45°37'11.29" / 122°40'32.86"
	8 N=112392 / E=1083843	45°37'13.75" / 122°40'31.17"

- NOTES:
1. ALL MATERIAL AND WORKMANSHIP SHALL BE IN ACCORDANCE WITH THE REQUIREMENTS OF THE WASHINGTON STATE DEPARTMENT OF TRANSPORTATION STANDARD SPECIFICATIONS FOR ROAD, BRIDGES, AND MUNICIPAL CONSTRUCTION - DATED 2010, AMENDMENTS, AND PROJECT SPECIAL PROVISIONS.
 2. DESIGN HAS BEEN IN ACCORDANCE WITH THE REQUIREMENTS OF THE AASHTO LRFD BRIDGE DESIGN SPECIFICATIONS FIFTH EDITION - 2010.
 3. HORIZONTAL COORDINATES ARE ON THE WASHINGTON STATE PLANE SOUTH. VERTICAL DATUM IS NAVD88.
 4. ALL PILE DRIVING AND USE OF BUBBLE CURTAINS SHALL BE COORDINATED WITH THE MONITORING PROGRAM.
 5. ALL PILES ARE OPEN ENDED.

STEEL PILE SCHEDULE						
PILE NO.	A-1	A-2	A-3	A-4	B-1	B-2
PILE LOCATION	LOCATION A	LOCATION A	LOCATION A	LOCATION A	LOCATION B	LOCATION B
NORTHING	N=111151	N=111193	N=111169	N=111127	N=112479	N=112457
EASTING	E=1082963	E=1082981	E=1083033	E=1083016	E=1083616	E=1083664
LATITUDE	45°37'01.26"	45°37'01.68"	45°37'01.46"	45°37'01.04"	45°37'14.55"	45°37'14.35"
LONGITUDE	122°40'43.06"	122°40'42.83"	122°40'42.09"	122°40'42.30"	122°40'34.39"	122°40'33.71"
DESIGNATION	TEST PILE	TEST PILE	TEST PILE	TEST PILE	TEST PILE	TEST PILE
PILE TYPE	STEEL PIPE	STEEL PIPE	STEEL PIPE	STEEL PIPE	STEEL PIPE	STEEL PIPE
OUTSIDE DIAMETER (IN)	24	24	48	48	24	48
WALL THICKNESS (IN)	1/2	1/2	1	1	1/2	1
MATERIAL	ASTM A252 GRADE 3	ASTM A252 GRADE 3	ASTM A252 GRADE 3	ASTM A252 GRADE 3	ASTM A252 GRADE 3	ASTM A252 GRADE 3
MINIMUM YIELD STRENGTH (KSI)	45	45	45	45	45	45
SEAM TYPE	SPIRAL OR STR/VERT	SPIRAL OR STR/VERT	SPIRAL OR STR/VERT	SPIRAL OR STR/VERT	SPIRAL OR STR/VERT	SPIRAL OR STR/VERT
ULTIMATE BEARING CAPACITY (TONS)	90	90	1000	1000	90	1000
ESTIMATED PILE LENGTH (FT)	81	81	131	131	91	96
MINIMUM PILE TIP ELEVATION (FT)	-60	-60	-110	-110	-70	-75
INSIDE FIT CUTTING SHOE					X	X
PILE LOAD TEST PROGRAM:						
DYNAMIC CAPWAP PILE TEST	X	X	X	X	X	X
DYNAMIC RESTRIKE	X	X	X	X	X	X
VIBRATORY PILE HAMMER	X	X	X	X	X	X
SOUND ATTENUATION METHOD:						
UNCONFINED BUBBLE CURTAIN	X	X	X	X	X	X
CONFINED BUBBLE CURTAIN		X		X	X	X

FILE NAME	\$\$\$\$DESIGNFILENAME\$\$\$\$	REGION NO.	STATE	FED.AID PROJ.NO.				Washington State Department of Transportation Oregon Department of Transportation Columbia River CROSSING	I-5 COLUMBIA RIVER BRIDGE TEMPORARY PILE TEST PROGRAM PILE LOCATION AND SCHEDULE	PLAN REF. NO.	PLS1
TIME	\$TIMES	10	WASH							SHEET	3
DATE	\$\$\$\$DATE\$\$\$	JOB NUMBER		LOCATION NO.							
PLOTTED BY	\$\$USERNAME\$\$	CONTRACT NO.		XL3604							
DESIGNED BY	M. DEML										
ENTERED BY	J. BURKE										
CHECKED BY	C. WERTS										
PROJ. ENGR.	F. GREEN	C.O. #1 - ADDED BORING LOCATIONS	1/13/11	MD							
REGIONAL ADM.	D. WAGNER	REVISION	DATE	BY							