

**From:** [Olk, John](#)  
**To:** [Green, Frank](#); [Daly, Keith](#);  
**cc:** [Peppers, Nicki](#);  
**Subject:** RE: Contract 8078 - Bubble Curtain Shop Drawing submittal  
**Date:** Monday, January 31, 2011 11:14:12 AM  
**Attachments:** [8078 - Rainer Bubble Curtain Shop Plans.pdf](#)

---

This is Approved as Noted.

John Olk P.E.  
WSDOT Bridge Construction Support Engineer  
360-705-7395

**Check Submittal Status Online:** <http://www.wsdot.wa.gov/eesc/bridge/conlog/>

---

**From:** Green, Frank [mailto:[greenf@columbiarivercrossing.com](mailto:greenf@columbiarivercrossing.com)]  
**Sent:** Wednesday, January 26, 2011 8:38 AM  
**To:** Olk, John  
**Cc:** Daly, Keith; Lewis, Ron  
**Subject:** FW: Contract 8078 - Bubble Curtain Shop Drawing submittal

John,

Attached is a .pdf of the shop drawings our contractor is in the process of submitting for C8087. The hard copies are in the mail.

---

**From:** Vernon Uy [mailto:[vernonu@americanconstco.com](mailto:vernonu@americanconstco.com)]  
**Sent:** Tuesday, January 25, 2011 4:40 PM  
**To:** Green, Frank  
**Cc:** Daly, Keith; Peppers, Nicki  
**Subject:** Contract 8078 - Bubble Curtain Shop Drawing submittal

Hi Frank.

Attached you'll find the shopdrawing submittal for the Bubble Curtain rings (bottom and upper rings). This is to satisfy Section 1-01.3.

I still need to mail hard copies (11x17 sheets). Please provide me an address (and contact) to mail the shopdrawings to.

Thanks.

Vernon Uy  
American Construction Company, Inc.  
(425) 870-3217

\*\*\* eSafe scanned this email for malicious content \*\*\*

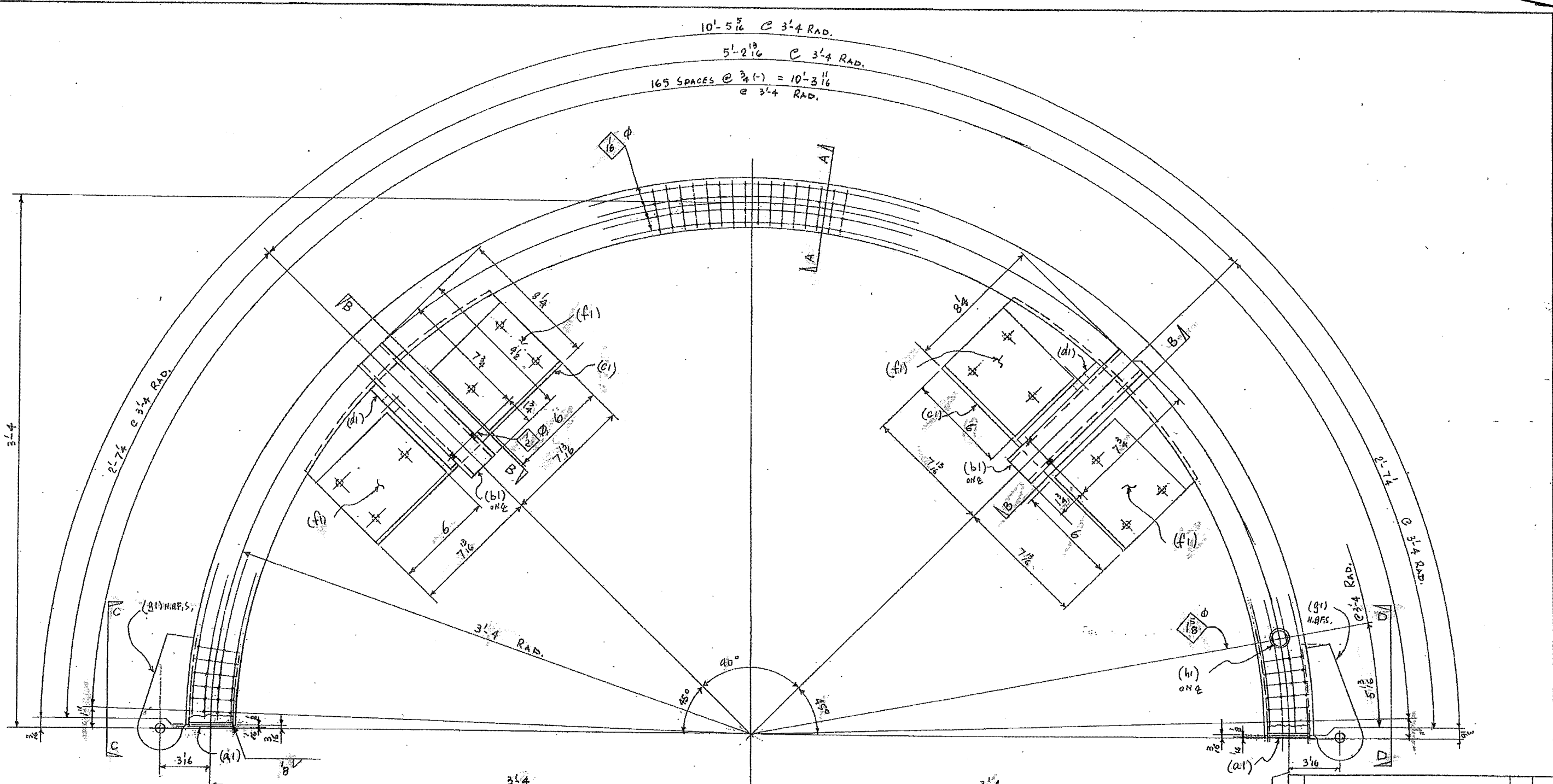
\*\*\* IMPORTANT: Do not open attachments from unrecognized senders \*\*\*

\*\*\* eSafe2 scanned this email for malicious content \*\*\*

\*\*\* IMPORTANT: Do not open attachments from unrecognized senders \*\*\*

\*\*\* eSafe scanned this email for malicious content \*\*\*

\*\*\* IMPORTANT: Do not open attachments from unrecognized senders \*\*\*



**APPROVED AS NOTED**

WASHINGTON STATE  
DEPARTMENT OF TRANSPORTATION  
BRIDGE AND STRUCTURES OFFICE  
BY: CONSTRUCTION SUPPORT ENGINEER

DATE JAN 31 2011

GEOMETRY NOT REVIEWED

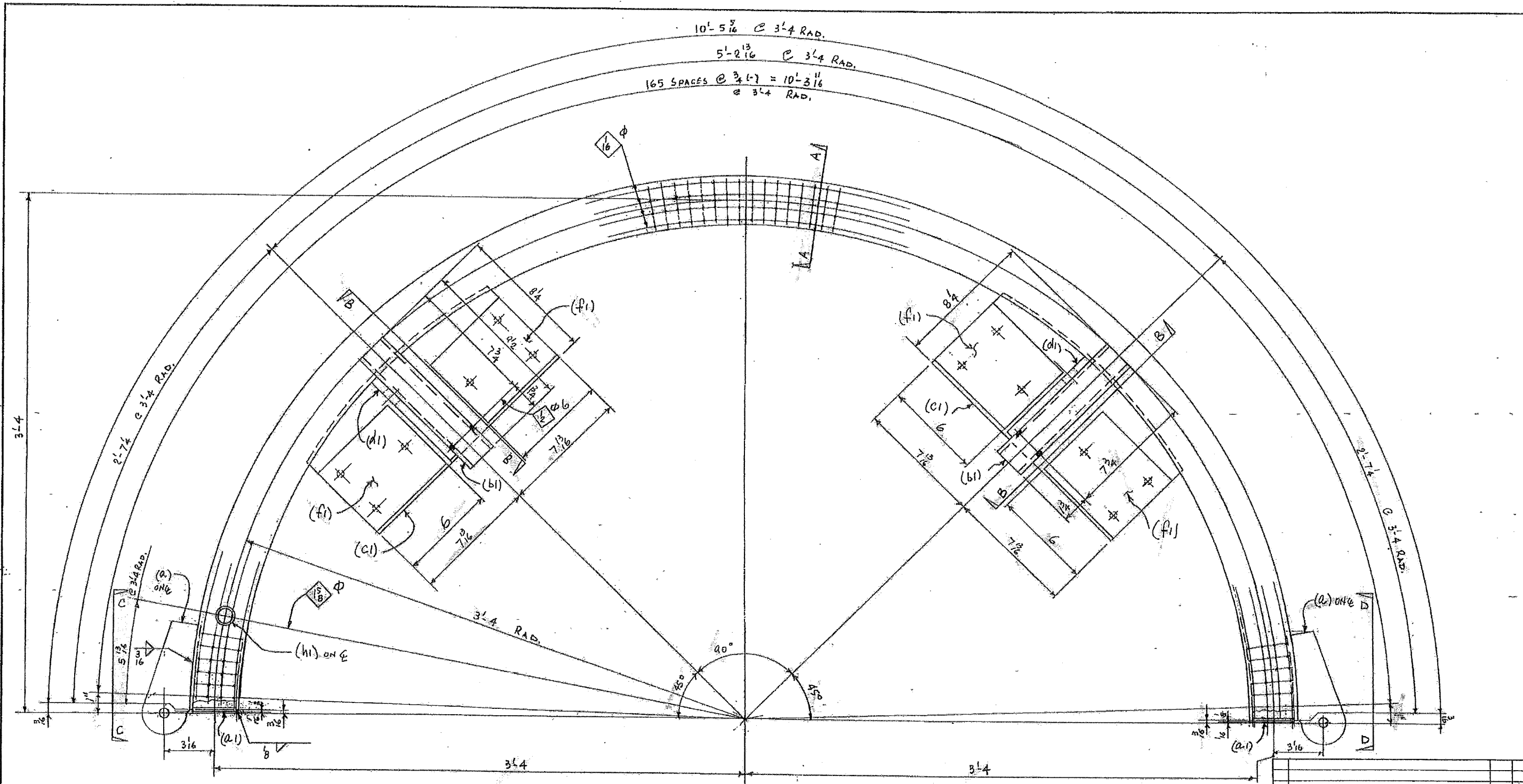
MAKE ONE ~ 2 1/2" SCH 80 PIPE x 10'-5 5/16" ~ MK 1A  
ALUMINUM PIPE FOR BOTTOM RING, REF. NO 2

WORK THIS DWG. WITH DWG. 2  
FOR FIELD BOLT LIST SEE DWG. 9

APPROVED JAS 1-28-2011

NO.	DESCRIPTION	DATE	BY
REVISION			
1	W.A.B.O.		
PARTS			
	DATE	REV	APPL
OVERSIZES			
13/16 UN			
PART NO PAINT			
<b>RAINIER WELDING</b> 19020 NE 84TH STREET - REDMOND, WA 98053 (425) 866-1300 FAX (425) 866-8872 STEEL AND ALUMINUM FABRICATING			
ITEM BOTTOM RING			
JOB COLUMBIA RIVER BRIDGE			
TEMPORARY PILE TEST			
LOCATION I-5, WA.			
CONTRACT AMERICAN CONST.			
DESIGNED BY	DATE	JOB NO	CONTRACT NO
PE	J.M.R.	01-20-11	2860
			REV
			1





**APPROVED AS NOTED**  
 WASHINGTON STATE  
 DEPARTMENT OF TRANSPORTATION  
 BRIDGE AND STRUCTURES OFFICE  
 BY: CONSTRUCTION SUPPORT ENGINEER  
 JAN 31 2011

DATE \_\_\_\_\_  
 (GEOMETRY NOT REVIEWED)

MAKE ONE ~ 2 1/2"  $\phi$  SCH 80 PIPE x 10'-5 5/16" ~ MK 3A  
 ALUMINUM PIPE FOR BOTTOM RING, REF. NO. 2

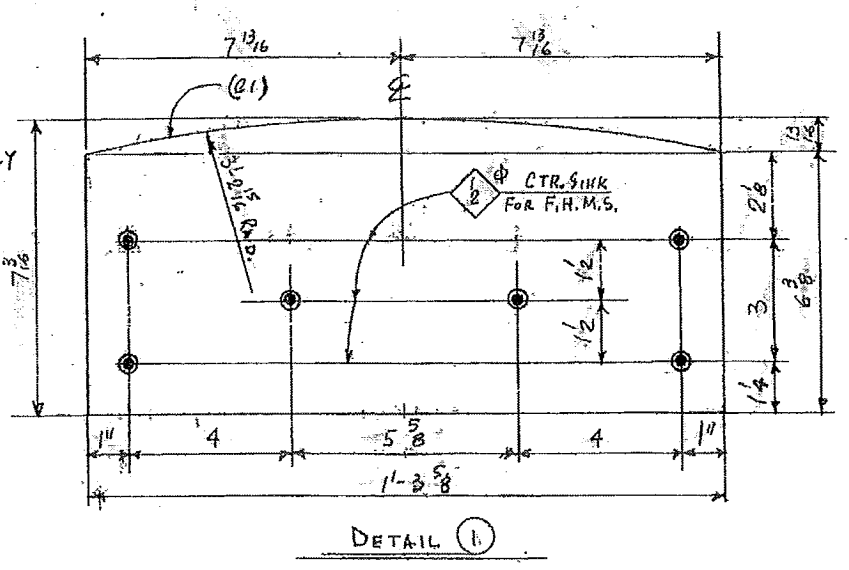
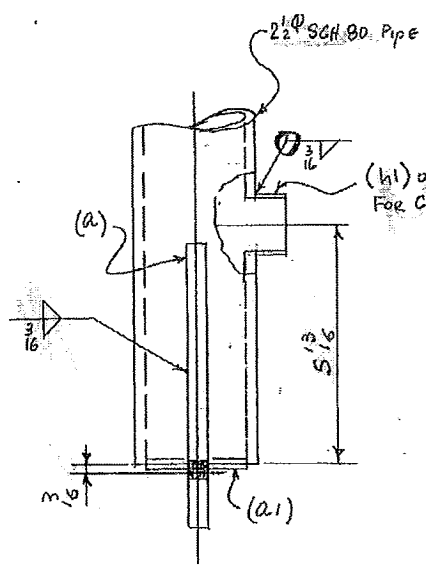
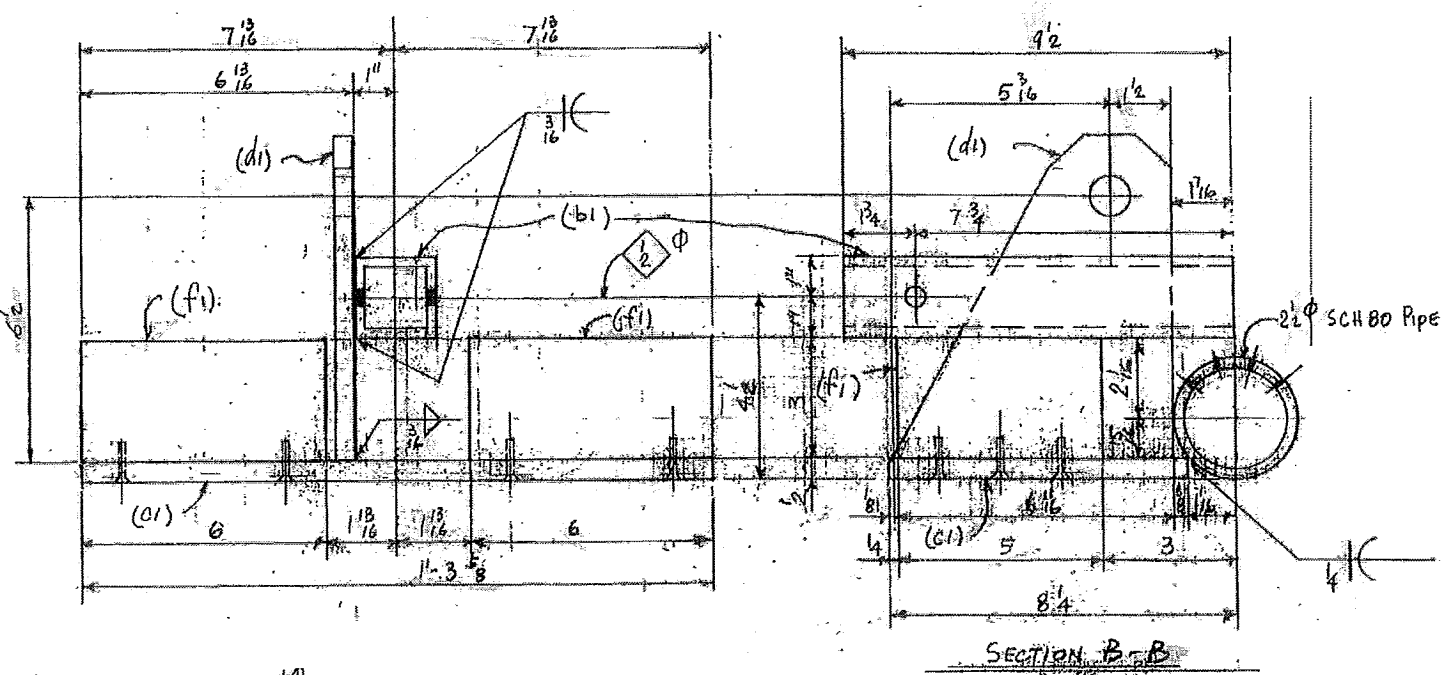
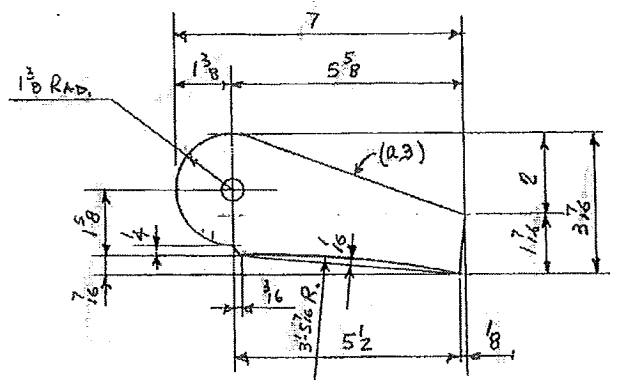
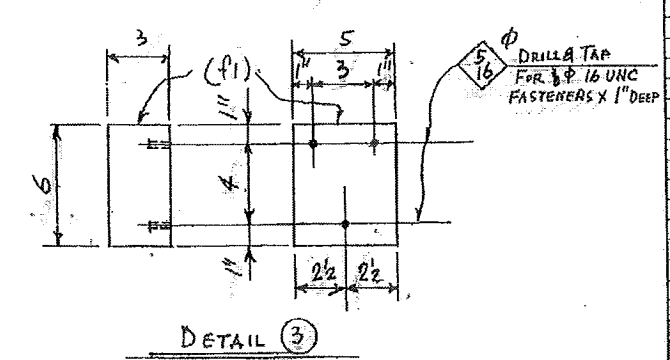
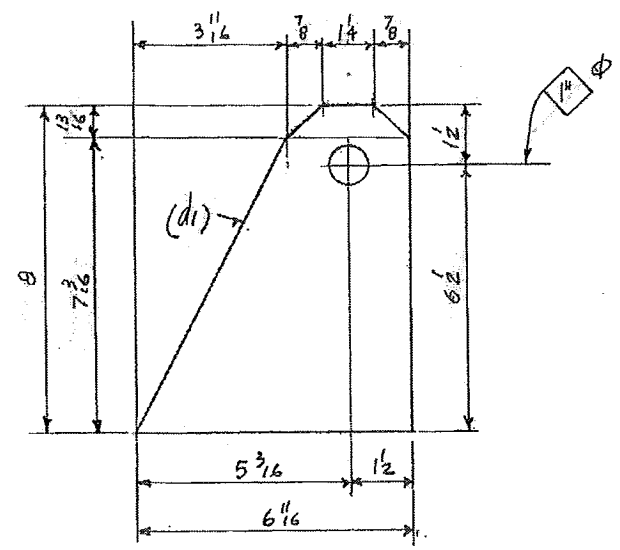
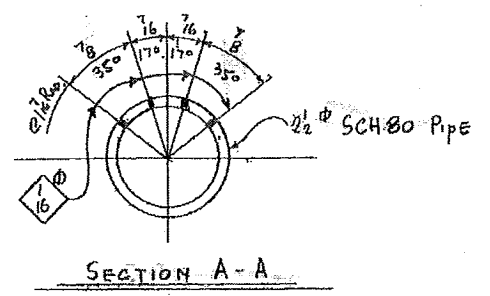
WORK THIS DWG. WITH DWG. 4  
 FIELD BOLT LIST FOR THIS DWG. SEE DWG. 9

APPROVED JRS 1-28-2011

NO.	DESCRIPTION	DATE	BY
REVISION			
1	W.A.B.O.		
CERT WELDER: W.A.B.O. DATE: _____ REV: _____ APPL: _____ SHOP: _____ FIELD: _____ OPEN HOLE: 13/16" UN. DIMS & EDGE FINISH: UN. PAINT: NO PAINT			
<b>RAINIER WELDING</b> 10020 NE 84TH STREET - REDMOND, WA 98053 (425) 888-1300 FAX (425) 866-8872 STEEL AND ALUMINUM FABRICATING			
ITEM: BOTTOM RING			
JOB: COLUMBIA RIVER BRIDGE			
JOB: TEMPORARY PILE TEST			
LOCATION: I-5, WA.			
CONTR: AMERICAN CONST.			
DRAWN BY: PF	DATE: J.M.R. 01-21-11	JOB NO: 2860	DWG NO: 3

**BILL OF MATERIAL**

NO. TO SHIP	SHIP MARK	ASMT MARK	NO. PCS.	SECTION	LENGTH		REMARKS	UNIT WT.	P.O. NO.
					FT.	IN.			
ONE	3A			2 1/2" SCH 80 PIPE	10	5 5/8	ROLL		
		a.2	2	PL 1/2 x 3 7/8	0	7 1/2	DET. 4		
		a.1	2	PL 1/2 x 2 3/4	0	2 7/8			
		b.1	2	TS 2 x 2 x 1/4	0	9 1/2			
		c.1	2	PL 1/2 x 7 3/8	1	3 1/8	DET. 1		
		d.1	2	PL 1/2 x 6 1/8	0	8	DET. 2		
		f.1	4	PL 3/8 x 5	0	6	DET. 3, A36		
		h.1	1	1/4" HALF COUPLERS					
		12	3/8" F.H.M.S.		0	1	ST. ST.		



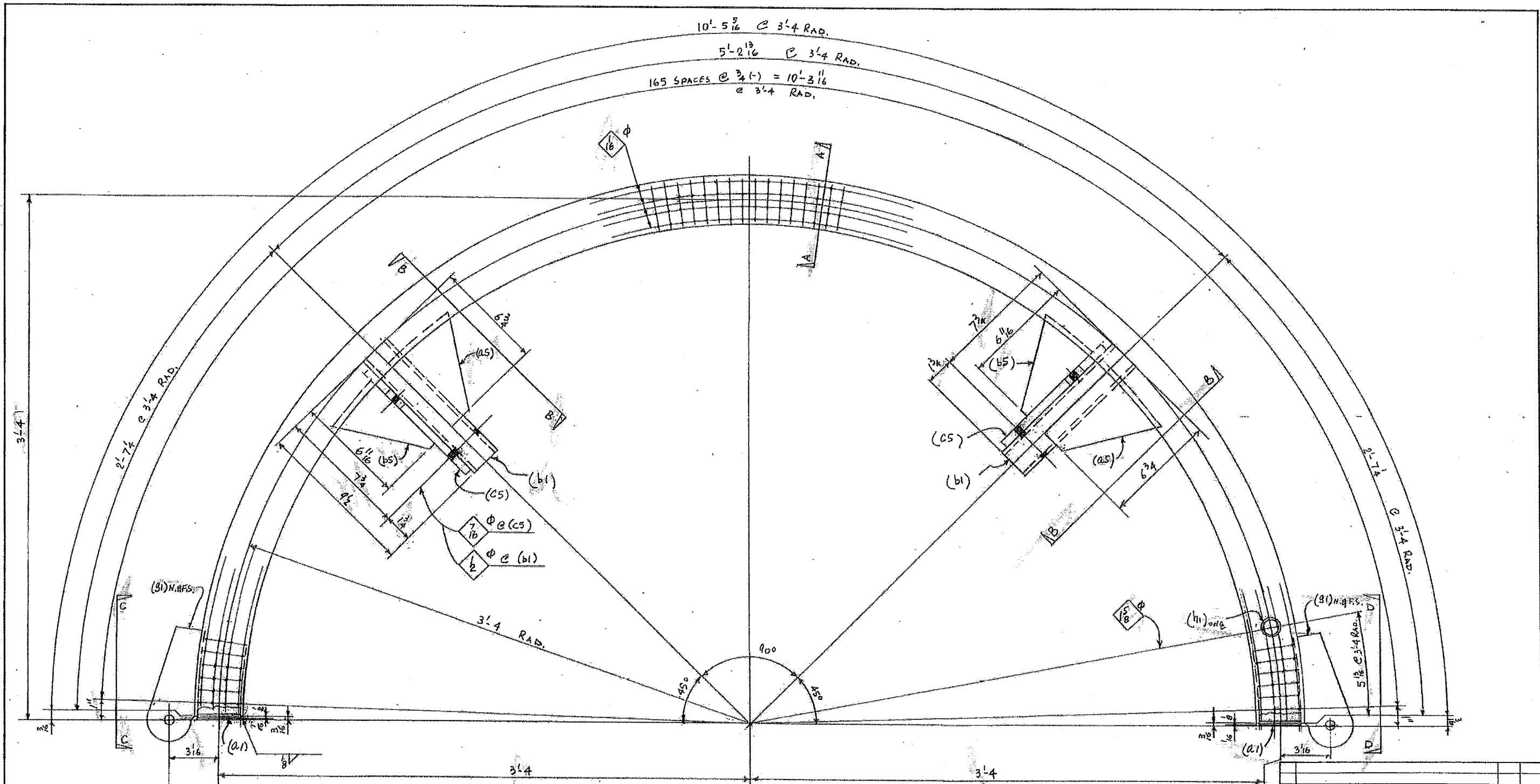
MATERIAL: AL 6061-T6, U.N.  
MILL CERTS. REQ'D.

WORK THIS DWG. WITH DWG. 3

**APPROVED AS NOTED**  
WASHINGTON STATE  
DEPARTMENT OF TRANSPORTATION  
BRIDGE AND STRUCTURES OFFICE  
BY: CONSTRUCTION SUPPORT ENGINEER  
DATE: JAN 31 2011

**GEOMETRY NOT REVIEWED**  
**APPROVED JRR (2011)**

NO.	DESCRIPTION	DATE	BY
	REVISION		
	W.A.B.O.		
	DATE	REV	APPR
	SHOP		FIELD
	NO. PAINT		
<b>RAINIER WELDING</b>			
19020 NE 84TH STREET - REDMOND, WA 98053			
(425) 888-1300 FAX (425) 888-8872			
STEEL AND ALUMINUM FABRICATING			
ITEM: BOTTOM RING - SECTIONS, DETAILS			
JOB: COLUMBIA RIVER BRIDGE			
TEMPORARY PILE TEST			
LOCATION: I-5, WA,			
CONTR: AMERICAN CONST.			
DRAWN BY: PF	CHECKED BY: J.M.R.	DATE: 01-21-11	JOB NO: 2860
			DRWG NO: 4



**APPROVED AS NOTED**

WASHINGTON STATE  
DEPARTMENT OF TRANSPORTATION  
BRIDGE AND STRUCTURES OFFICE  
BY: CONSTRUCTION SUPPORT ENGINEER

DATE JAN 31 2011

GEOMETRY NOT REVIEWED

MAKE 6 ~ 2 1/2" SCH. 80 PIPE x 10'-5 1/2" ~ MK 5A  
ALUMINUM PIPE FOR UPPER RINGS, REF. NO 3

WORK THIS DWG. WITH DWG. 6  
FIELD BOLT LIST SEE DWG. 9

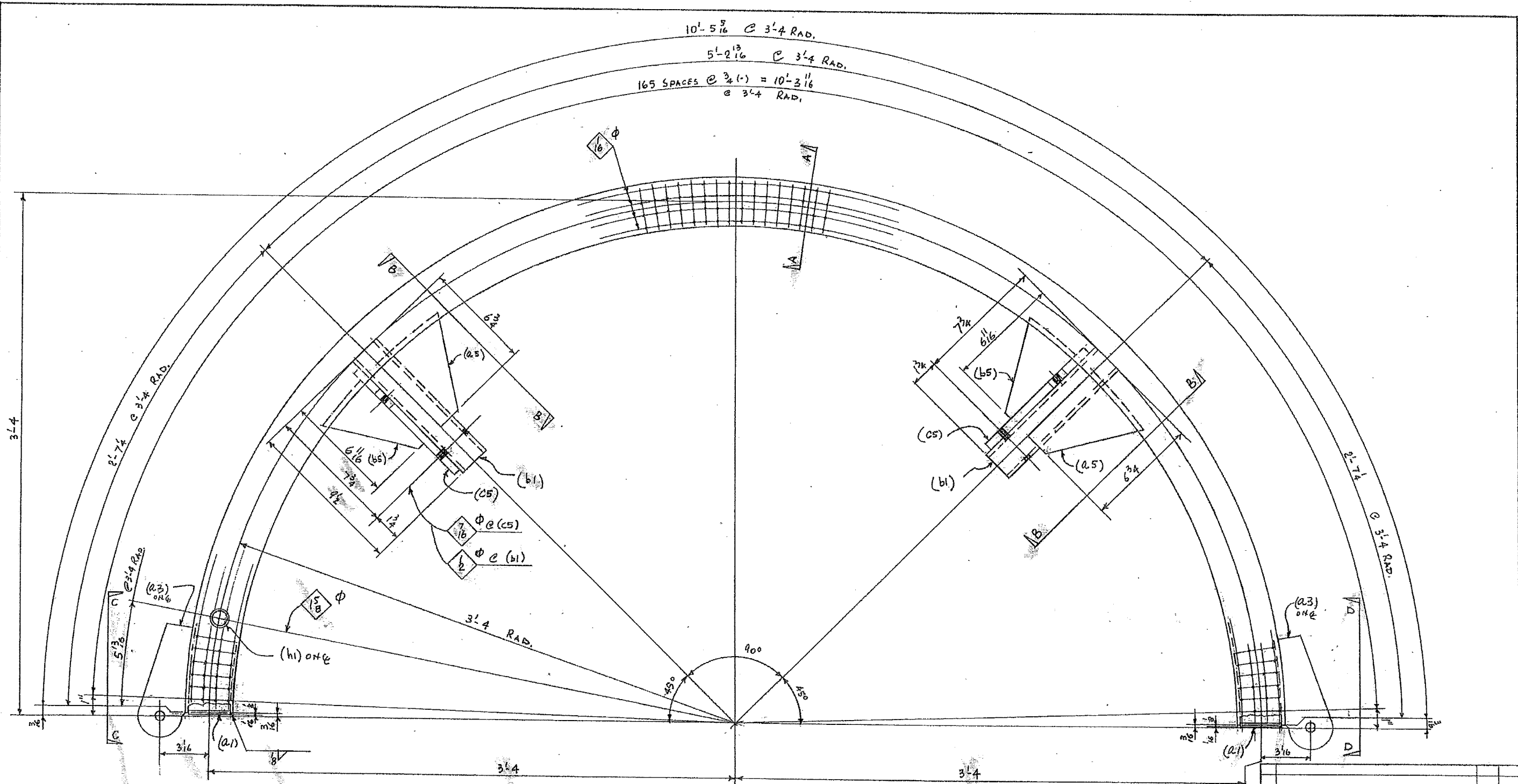
APPROVED 1-28-2011

NO.	DESCRIPTION	DATE	BY
REVISION			
1	W.A.B.D.		
PRINTS: DATE REV. APPR. SHOP FIELD			
OPEN HOLES: 13/16 UN.	DRILL EDGE THICKNESS: UN.		
PAINT: NO PAINT			
<b>RAINIER WELDING</b> 19020 NE 84TH STREET - REDMOND, WA 98083 (425) 868-1300 FAX (425) 868-8872 STEEL AND ALUMINUM FABRICATING			
ITEM: UPPER RINGS JOB: COLUMBIA RIVER BRIDGE TEMPORARY PILE TEST LOCATION: I-5, WA.			
CONTRACTOR: AMERICAN CONST. DRAWN BY: PF	CHECKED BY: J.M.R.	DATE: 01-24-11	JOB NO: 2860 SHEET NO: 5









**APPROVED AS NOTED**  
 WASHINGTON STATE  
 DEPARTMENT OF TRANSPORTATION  
 BRIDGE AND STRUCTURES OFFICE  
 BY: CONSTRUCTION SUPPORT ENGINEER  
 DATE JAN 31 2011

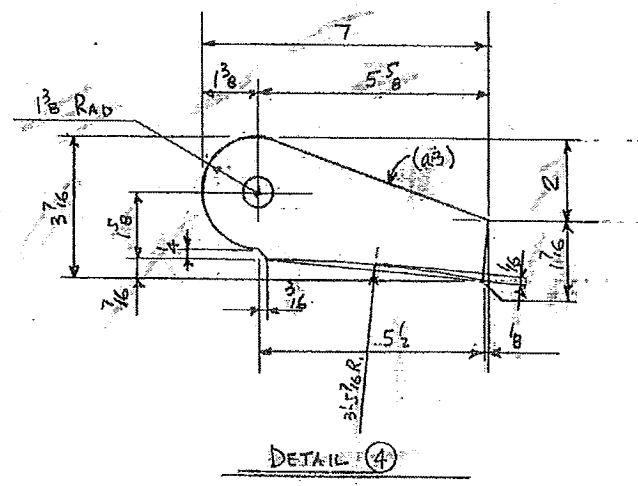
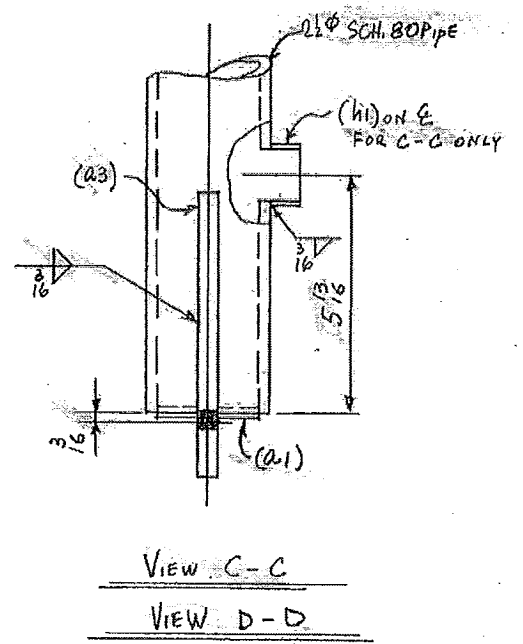
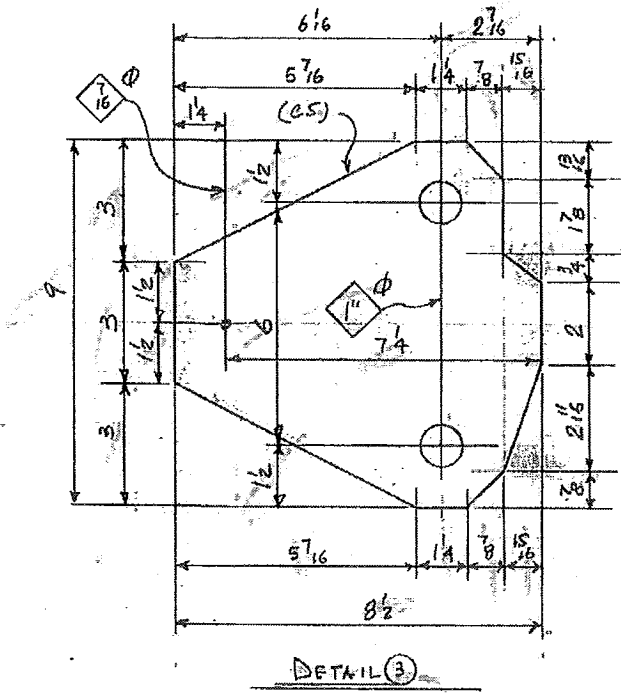
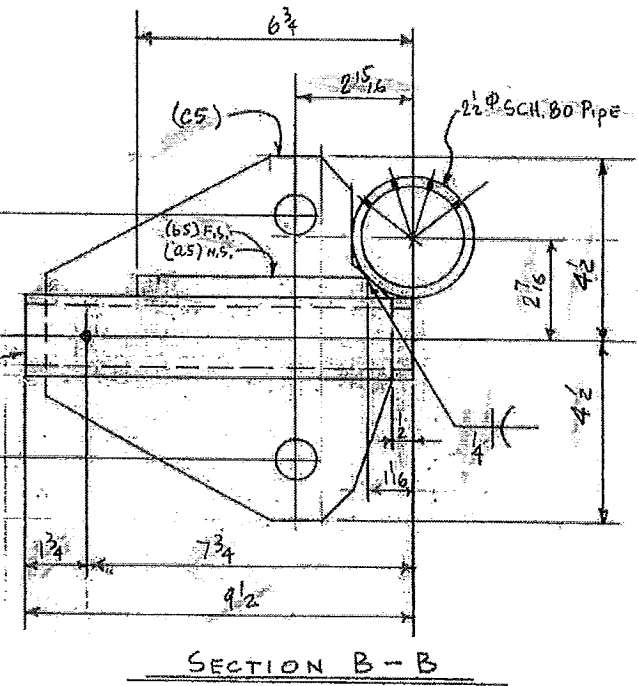
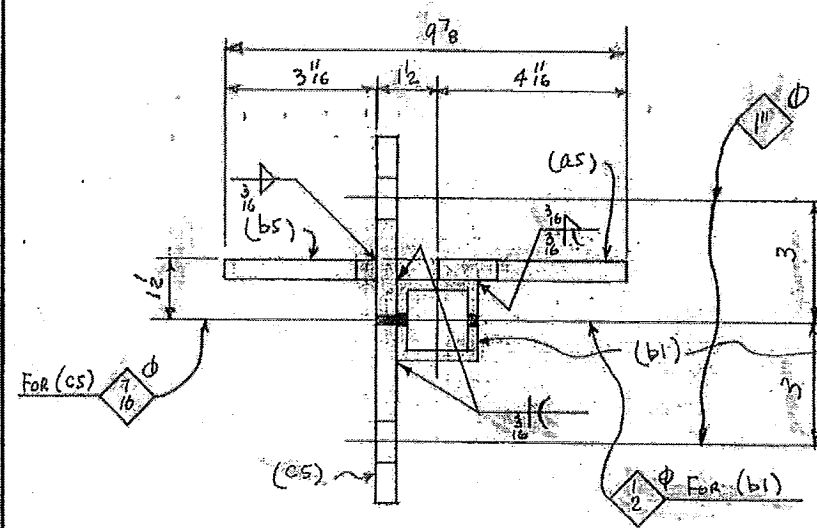
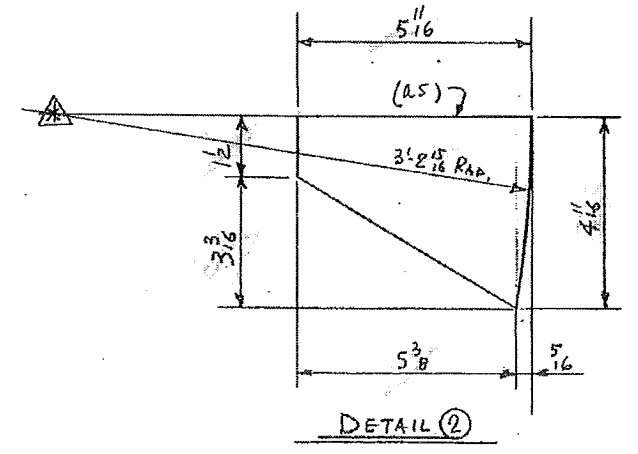
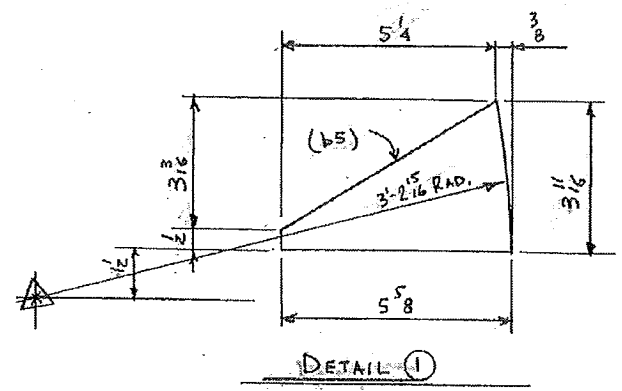
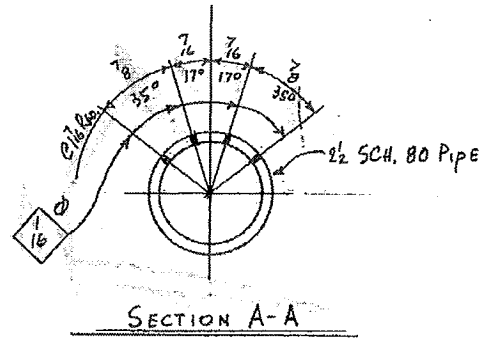
GEOMETRY NOT REVIEWED

MAKE 6 ~ 2 1/2" SCH. 80 PIPE x 10'-5 1/16" ~ M.K.T.A.  
 ALUMINUM PIPE FOR UPPER RINGS, REF. NO 3

WORK THIS DWG. WITH DWG. 8  
 FIELD BOLT LIST SEE DWG. 9

APPROVED JRS 1-28-2011

NO.	DESCRIPTION	DATE	BY
REVISION			
DESIGNED BY	W.A.B.O.	DATE	REV
APPROVED BY		DATE	REV
FIELD		DATE	REV
DRYER HOLE	13/16 UN	END EDGE DISTANCE	UN
PAINT	NO PAINT		
<b>RAINIER WELDING</b>			
19020 NE 84TH STREET - REDMOND, WA 98033			
(425) 868-1300 FAX (425) 868-8072			
STEEL AND ALUMINUM FABRICATING			
ITEM	UPPER RINGS		
JOB	COLUMBIA RIVER BRIDGE		
	TEMPORARY PILE TEST		
LOCATION	I-5, WA.		
CONTRACTOR	AMERICAN CONST.		
DESIGNED BY	PF	CHECKED BY	J.M.R.
DATE	01-24-11	JOB NO	2860
SCALE		FIELD NO	7



BILL OF MATERIAL										
NO. TO SUP.	STEP MARK	ASST MARK	NO. PCS.	SECTION	LENGTH		REMARKS	UNIT	WEIGHT	P.L. NO.
					FT.	IN.				
6	5A			2 1/2 SCH. 80 PIPE	10	5 1/8	Roll			
	a1	12		1/4 x 2 1/8	0	2 1/4				
	b1	12		1/4 x 2 x 1/4	0	4 1/2				
	a2	12		1/4 x 3 7/8	0	7	DET. 4			
	b1	6		1/4 x 2 1/8						
	a5	12		1/4 x 4 1/4	0	5 1/8	DET. 2			
	b5	12		1/4 x 3 1/8	0	5 1/8	DET. 1			
	c5	12		1/4 x 3 1/2	0	9	DET. 3			

MATERIAL: AL 6061-T6  
MILL CERTS. REQ'D

WORK THIS DWG. WITH DWG. 7

**APPROVED AS NOTED**  
WASHINGTON STATE  
DEPARTMENT OF TRANSPORTATION  
BRIDGE AND STRUCTURES OFFICE  
BY: CONSTRUCTION SUPPORT ENGINEER  
JAN 31 2011  
DATE \_\_\_\_\_

GEOMETRY NOT REVIEWED

APPROVED 1-28-2011 JRS

NO.	DESCRIPTION	DATE	BY
	REVISION		
DESIGNER	W. A. B. O.	DATE	REV.
APPROVER	U.N.	DATE	REV.
PAINT	No PAINT		
<b>RAINIER WELDING</b> 19020 NE 84TH STREET - REDMOND, WA 98053 (425) 868-1300 FAX (425) 868-8872 STEEL AND ALUMINUM FABRICATING			
Upper RINGS - SECTION, DETAILS COLUMBIA RIVER BRIDGE TEMPORARY PILE TEST			
LOCATION I-5, WA.			
COUNTY AMERICAN CONST.			
DESIGNED BY	DATE	SCALE	REV
J.M.R.	01-24-11	2000	8

